


**GENEALOGICAL DATA COMMUNICATION  
(GEDCOM)**

**Release 3.0**

**9 October 1987**

**Prepared by the Family History Department of  
The Church of Jesus Christ of Latter-day Saints**

**Copyright © 1987 by the Corporation of the President of the Church of  
Jesus Christ of Latter-day Saints. All rights reserved.**



## PREFACE

These documents have been written for computer programmers, user specialists, department management, and system developers in the Family History Department of The Church of Jesus Christ of Latter-day Saints. These documents expand upon "Genealogical Data Communication: GEDCOM--A Data Format Standard" (last published in version 2.4 on 23 December 1985).

## ORGANIZATION

There are six major documents that comprise the definition of GEDCOM. Document one, Introduction to GEDCOM, and document two, the GEDCOM Data Format Standard, are the hub of the architecture. Each of these documents defines a standard that applies to a particular aspect or layer of the data communication process. Some of the documents also contain appendixes.

The documents are written in a format used for other technical standards. Each document has its own version number and publication date, and typically contains the following subsections:

- **Introduction:** Background information necessary for an understanding of why the particular standard exists.
- **Scope:** A definition of questions answered in the document, as well as related unanswered questions. Answers to related questions are generally answered in other documents.
- **Application:** A definition of the conditions or situations in which the standard is to be applied, and those for which the standard does not apply.
- **References:** A list of relevant non-GEDCOM documents.
- **Definitions:** Technical terms that require definition because they might be unfamiliar or require precise definition.
- **Standard:** The specification of the standard itself.
- **Appendixes:** The rationale behind the standard, suggestions for implementing the standard, and more detailed examples, as well as other related documents essential for understanding the standard.

## FUTURE GEDCOM PLANS

In the future, the value format document will be updated to include format definitions for digitized photo, audio, and video information. An archival format standard will be created to define how to represent original source information within the GEDCOM architecture.

About six hundred GEDCOM tags have been identified to date, but these are by no means exhaustive. Others are being defined and soon will be available. Those in the standard tags document are the subset used for lineage-linked information. Tag additions, revisions, and modifications will take place as necessary to meet the needs of GEDCOM users.

## **DISCLAIMER**

**GEDCOM is still quite new, and has not been exposed to demanding applications over an extended period. Refinements and enhancements will probably be needed during the next few years, which will affect implementation.**

## **CORRESPONDENCE**

**Suggestions are welcome from any interested party. Correspondence should be addressed to:**

**Data Administration , Projects and Planning Division  
Family History Department  
50 East North Temple Street  
Salt Lake City, UT 84150  
USA**

# CONTENTS

PREFACE

INTRODUCTION TO GEDCOM

STANDARD FOR GEDCOM DATA FORMAT

Introduction  
Scope  
Specification

STANDARD FOR GEDCOM TAGS FOR NAME DATA

Introduction  
Scope  
Application  
Standard GEDCOM Tag Definitions  
Appendix A--Sample GEDCOM records in Lineage-linked Format

STANDARD FOR GEDCOM DATA VALUE FORMATS

Introduction  
Scope  
Application  
Standard

STANDARD FOR GEDCOM CHARACTER SETS

Introduction  
Scope  
Application  
Standard  
Appendix A--GEDCOM Character Sets  
Appendix B--ANSEL Character Set

STANDARD FOR GEDCOM TRANSMISSION HEADER/TRAILER


Introduction  
Scope  
Application  
Standard

STANDARD FOR GEDCOM TRANSMISSION MEDIA

Introduction  
Scope  
Application  
Standard

GEDCOM Tag Definitions

Introduction  
Scope  
Application  
References  
Standard  
Appendix A--Sample GEDCOM records in Source Record Format  
Appendix B--Synonym List for GEDCOM Tags



## INTRODUCTION TO THE GEDCOM ARCHITECTURE

This document describes a genealogical data communications architecture known as GEDCOM, which is currently being used and refined by the Family History Department of The Church of Jesus Christ of Latter-day Saints.

The acronym GEDCOM is derived from the words Genealogical Data Communications. Communications as used here is not limited to telecommunications but refers to the transfer of data independent of the method or media. GEDCOM provides a comprehensive standard that enables individuals, family organizations, and genealogical and historical institutions around the world to share computerized genealogical information. This standard "filters out" software, hardware, and other differences to allow for the sharing of understandable, meaningful information. This means that the sharer can understand the information without prior knowledge of file structures, content, data access/storage method. He can understand the information because it is communicated in a common form. This form is flexible enough to fit the data; it does not require the data to fit the form. Even though data will be formulated so that different systems can interpret it, the communications software and hardware must be compatible for the systems to talk to one another.

The GEDCOM architecture is an integrated set of technical standards that define common formats and procedures for the sharing of computerized genealogical (and other) information. The purpose of these standards is to guide implementation of GEDCOM in a wide variety of computer systems so that they can exchange information with each other.

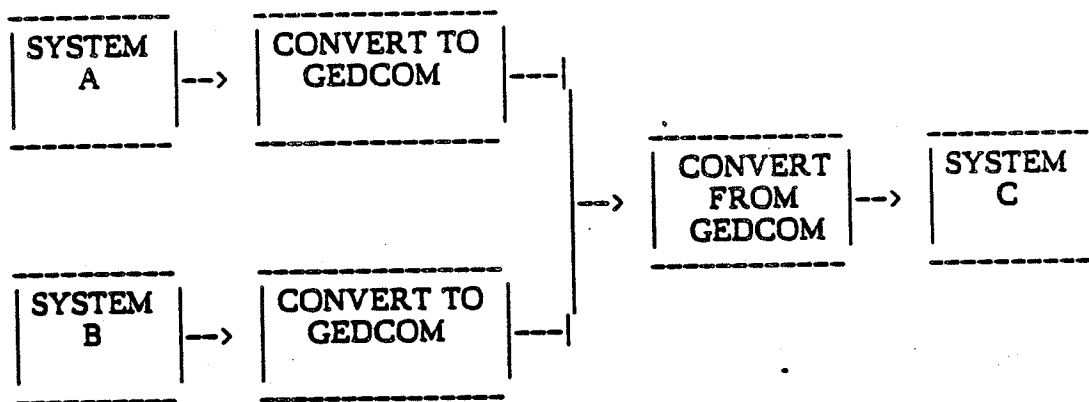
GEDCOM format is proposed as the data format portion of an application-layer protocol for layer seven of the Open Systems Interconnection (OSI) model. OSI is a data communication model defined by the International Standards Organization (ISO).

GEDCOM format is intended for bulk transfer and long-term archival applications, as well as interactive telecommunications. It specifies a simple, efficient, general-purpose format for representing data in sequential form on virtually all kinds of machine-readable media.

The purpose of the GEDCOM data architecture is to provide a flexible, general purpose data format for exchanging information between computer systems.

### GEDCOM Communication Process

The figure on the next page illustrates the GEDCOM-based communication process.



In this picture, system C is able to accept data from both systems A and B. Systems A and B might be data collection systems, for example, and C might be a special-purpose information retrieval system. A and B are the senders. C is the receiver. All three systems might run on different hardware, use different software, and store their data using different internal representations. The conversion to GEDCOM filters out most of the physical differences between systems, allowing the data to migrate freely between them.

#### GEDCOM Philosophy

The GEDCOM data format, by itself, does not specify how the data is actually transferred or what the data means (many tags for data have been defined to help provide a basis for common understanding of data that is being transferred). It only specifies a way for a sender to physically organize fields on some medium so that a receiver can find them later. There are a number of ways to accomplish this. GEDCOM's approach was selected to meet the following objectives:

- To minimize the interdependencies between systems that share information. This reduces the risk of not knowing in advance every possible future use of the information or the detailed designs of future receiving systems.
- To represent all kinds of field-oriented information in a simple and efficient form, including information where the set of fields in a record varies from one record to the next. This allows the original intent of existing information to be preserved in context by fitting the structure to the data, not the data to the structure.



These objectives are accomplished by placing format information in each data record, so that one record can be different from the next, and by organizing the information on the medium in such a manner that a receiving system can interpret and process a record without any other source of format and content information.

The most common alternative to GEDCOM is to organize data without embedded format information, requiring format information to be exchanged through some other means. Format information in this case typically consists of a list of fields with their offset positions relative to the beginning of a record. All records of a given type depend on a single format description. This approach sometimes uses less storage space than embedding format information in each record, but it forces all records of a given type to contain the same fields.

GEDCOM favors flexibility and data fidelity over storage space and processing time, providing options to help minimize the latter two.

The costs of the GEDCOM approach are:

- Storage space for the format and content information in each record,
- Processing time in the receiving system to interpret the format and content information in each record, and
- Writing programs to convert information to and from GEDCOM format.

The principal risk of this approach comes from its flexibility. It is possible for a sending system to transmit information that is difficult for a receiving system to use. This risk can only be controlled by either constraining the flexibility of the sending system, which results in constraint of the data itself, or by increasing the flexibility of the receiving system. In practice, both of these measures must be employed in a balanced manner, taking into account the inherent nature of the data as well as the short and long-term purposes for which it is to be used.

### GEDCOM Example

The following is a simple example of GEDCOM format information:

<u>Level</u>	<u>Tag</u>	<u>Value</u>
0	SOURCE	Grand County Census
1	INDIVIDUAL	John Doe
2	OCCUPATION	Carpenter
2	FATHER	Peter Doe
3	OCCUPATION	Farmer
3	OCCUPATION	Teacher
2	WIFE	Jane Smith

The meaning of this example is that the data came from the Grand County Census and that the individual John Doe's occupation was carpentry, that his father is Peter Doe, that Peter Doe's occupation was both farming and teaching, and that John's wife is Jane Smith.

This example illustrates the more common parts of the GEDCOM format. These parts are intuitively explained below. A more rigorous and complete definition is given in the Standard for GEDCOM Data Format document. The parts are:

- **Transmission.** A GEDCOM transmission is a set of one or more records, each containing one or more lines. The example shows a GEDCOM transmission containing one record with six lines. A typical GEDCOM transmission may contain several records of different types. The beginning of each record is indicated by setting the level number field in the first line to zero. The record type is specified by the first tag on the first line of the record.
- **Record.** A GEDCOM record is a collection of lines giving detail about something of interest, such as a person, place, organization, event, book, etc.
- **Lines.** A line contains a level indicator, a tag, a value, and a terminator. The level indicates how lines relate to each other. The tag indicates what the value means in the context of the record. The terminator separates one line from another. (In the example, the terminator is an invisible carriage return character.)

## SCOPE

This section explains what GEDCOM is not intended to do and specifies the conditions under which GEDCOM is or is not to be applied as a data format standard.

### What GEDCOM is Not Intended to Do

- **Data Transport Facilities**

GEDCOM, by itself, does not specify how data is actually transferred. The details of this process are deliberately left out of the GEDCOM specification, in order to allow many possible media to be used in conjunction with GEDCOM. Of course, these details must be defined before communication can occur, but the details of the process are not defined as part of the GEDCOM data format standard.

- **Definition of GEDCOM Tags and Their Usage**

GEDCOM does not define tags, what they mean, or how they are used. This task belongs to the individuals responsible for creating the data. GEDCOM only provides a way to physically identify fields in a transmission. Some proposed standards for tag definition have been included in the document Standard for GEDCOM Tags for Name Data. Some tags have also been defined and are included for your use. The final definition and use of tags is still up to the data designer.

Deciding what fields are required for a given purpose, what they mean, and what they will be called, is an unavoidable part of building a system, whether applied to data communications or database management, and whether fields are identified by tags, by their physical position or by some other method. The choice to use GEDCOM instead of some other approach will neither increase nor decrease the amount of effort required in making these logical data design decisions.

The work of obtaining agreement from all interested parties concerning what data is needed, what it means, and what it will be called is also entirely independent of whether GEDCOM is used or some other approach. The magnitude of this effort depends on the number of interested parties and on the complexity of the data design issues of a particular system. These issues are beyond the scope of GEDCOM.

- **Content and Format of Fields**

GEDCOM specifies that the content of a field, if not a pointer, is to be in readable text form, but does not specify any format for the text itself. Accepted standards and conventions exist, however, for representing many kinds of information in text form, as in the case of dates, for example. These field format specifications are beyond the scope of this document, but should be considered as part of the overall set of standards when preparing GEDCOM format data.

- **Eliminate Careful Planning**

One of the primary objectives of GEDCOM is to reduce the risks associated with not knowing all the possible future uses of data. However, GEDCOM is NOT intended to eliminate the need to carefully plan for known end to end requirements of both sending and receiving systems.

- **GEDCOM as a Data Entry or Display Format**

This document does not specify that the GEDCOM format described herein is to be used as a human interface format for data entry or display purposes.

### Application of GEDCOM

GEDCOM is to be used within the Family History Department of The Church of Jesus Christ of Latter-day Saints as the data format standard in the following situations:

- Batch communication of data between application systems
- Interactive communication of data within a system. This is currently intended only for communication between applications under the umbrella of the prototype Genealogical Information System (GIS).
- Archiving of data with long-term value
- Preparation of data that is to be used for multiple purposes.

This includes, but is not limited to, the following kinds of data:

- Compiled, linked genealogical records
- Original source record extracts, i.e., census, probate, vital records, etc.
- Descriptions of sources of information
- Bibliographic records when being communicated internally within the Genealogical Information System.

GEDCOM is not intended to be used for exchange of bibliographic data between systems external to the Family History Department. The U. S. Library of Congress MARC (MACHine Readable Catalog) tape format for bibliographic data exchange is well established internationally, and large amounts of bibliographic data are available on magnetic tape in MARC format.

A gateway function is to be provided which will convert bibliographic data from MARC tapes to GEDCOM format and vice versa. This will allow GEDCOM-based functions to transport and manipulate data from external bibliographic collections without having to create separate communication facilities based on MARC. The MARC tags and their meanings should be preserved within GEDCOM as much as possible.

## ADVANTAGES

This section describes advantages which the GEDCOM format is intended to provide. Disadvantages are discussed in the Standard for GEDCOM Data Format document.

The advantages and disadvantages presented here are given in comparison to other alternatives for formatting data for communication between systems. Costs or benefits that are associated equally with all format alternatives are not included in this discussion.

The advantages of GEDCOM are described below.

### Sender / Receiver Independence

The GEDCOM format reduces the degree of dependence between sending and receiving systems in four areas:

- **Field Length.** If fixed format records with fixed length fields were used, the sender and receiver would have to agree in advance on the number of characters to expect in a field. Also, partially empty fields would need to be padded with spaces or some other character, thus wasting space. Inclusion of a terminator or a length field allows lengths to be different from one field to the next, thereby eliminating the need for pre-agreement and usually reducing total space requirements. This arrangement admits the possibilities that a receiving system with fixed length fields might have to truncate a long line before storing it. For additional information see "Standard for GEDCOM Data Format", page 6, under the heading "Length".
- **Field Type** - Since all fields are transmitted in the form of readable text, the sender and receiver do not need to agree in advance on whether a field contains binary, binary-coded decimal, or alphanumeric characters.
- **Field Order** - The sender and receiver do not have to agree in advance on the order of field occurrence in a record. One sender might send birth date fields before birthplace fields, while a different system might send them in the opposite order. By requiring the receiver to locate fields by finding the tags, this potential situation causes no difficulty. There is a compute-time penalty, however, in having to search for the tags in the record. Using LENGTH instead of TERMINATOR to delimit lines will minimize this cost.

- **Field Existence** - A sender is free to send unexpected fields in records without affecting the receiver. Fields may also be left out if undefined. This means that if the sender begins collecting new fields or if new systems are developed with slightly different data, communication can still occur without having to reprogram every receiving system.

GEDCOM's way of reducing dependencies between sending and receiving systems allows the sending and receiving systems to evolve or be replaced without drastically affecting each other.

It also allows a sender to prepare data when a future receiver's requirements are not yet defined. In this situation, the sender prepares GEDCOM records containing all fields and relationships, and then when the future receiver's needs are defined, it picks and chooses the data it requires.

In all cases, the receiver has the burden of selecting desired fields, reorganizing data structures, adjusting field lengths, and converting to appropriate internal binary, coded, or alphanumeric field types.

### Media and Media Format Independence

GEDCOM does not specify media or media format. It only goes so far as to define a transmission in terms of a stream of characters. Lower-level protocols define media and media format. Several media have been defined in the document "Standard for GEDCOM Transmission Media" to specify those media acceptable for communication with the Family History Department of The Church of Jesus Christ of Latter-day Saints. Media used by their communicating systems are not limited to this list.

This approach allows communicating systems to take advantage of existing communication facilities. Almost all operating systems support sequential character-stream storage and exchange utilities. Many systems define standard input and output streams and create their utility and application programs to accept input from any stream and produce output to any stream. Many systems also provide character-set conversion and file or message transfer facilities based on the input and output character stream.

Input and output streams protect a program from the differences between media and media formats, allowing media and format to be changed without changing the program. The operating system provides the path from any particular media and format into the program.

In addition, there are many utilities provided on larger systems to convert between media and formats of different operating systems. This increases the number of paths that can be used to communicate data between a variety of systems.

By contrast, if an application protocol defined the media and media format, then only systems that support the specified media and format can communicate with each other. For example, the MARC format specifies nine track magnetic tape media and 2,048-byte blocks. This means that any system desiring to exchange data must have a nine-track tape device and blocking and deblocking software that supports the MARC blocking conventions.

### Association of Related Lines

Any GEDCOM line may include a cross reference identifier. This means that field to field relationships can be defined, as well as record to record or field to record relationships. A value on any line, together with all subordinate detail lines, may appear physically only once in a transmission, and yet appear many times logically, elsewhere in the transmission. Two examples illustrate how this may be useful.

First, assume a transmission includes compiled genealogies together with extracted original source records from which the opinions in the compiled genealogies were derived. If a tag such as "SOURCE" were defined, each opinion could refer back to the particular fact in the original record which gave rise to the opinion. Without pointers to specific lines, the source reference could only refer back to the entire original source record, and the receiving system would not be able to identify the specific fact in the original source record without extensive analysis.

For a second example, assume a transmission contains a family pedigree in the form of a single GEDCOM record. Assume further that at some point in the pedigree a grandparent occurs twice, i.e., two descendants of a common ancestor have married and produced children. Without pointers to specific lines in the record, the grandparent information would need to appear twice, possibly resulting in an incorrect implication that the two occurrences represent different individuals. With pointers to a specific line, the intended pedigree can be accurately interpreted by a receiving system.

### Representation of Varying format Information

GEDCOM's combination of tags and levels allows a record to faithfully represent virtually any kind of information that was originally created on paper in a field-oriented fashion. Information about several things in a paper document can all be represented in a single GEDCOM record without having to either split the record into many "normalized" pieces or leave out information that does not conform to a rigid predefined format.

### Ease of Implementation

GEDCOM is a simple format which is relatively easy to understand and implement on large and small computer systems. The software for preparing or interpreting GEDCOM data is straightforward.

Data can be prepared in GEDCOM format using a simple word processing program, if nothing more sophisticated is available, on the smallest computer with only a text editor. Likewise, GEDCOM data can be read directly by humans on a terminal, or can be printed on hard copy and shared with those who do not have computers, in a pinch.

### DISADVANTAGES

This section presents disadvantages of using the GEDCOM format. Difficulties that are common to all data communication formats are not discussed.

### Conversion Programs To or From GEDCOM

Perhaps the largest disadvantage of using GEDCOM is having to develop programs to convert data from an internal storage format to the GEDCOM communication format and then back again, where it would sometimes be possible to transmit records in the format of the internal database.


### Space for Level Numbers and Tags

Each GEDCOM record carries its own format definition in the form of level numbers and tags. These require transmission and/or storage space which would not be required if fixed length fixed format records were used. The extra space is offset by not sending fields that are empty or only partly filled with characters.

### Processor Cycles to Search for Tags Within a Record

More processor cycles are required to locate a specific field in a GEDCOM record than to locate a field in a fixed format record. In a fixed format record, a field is located by its offset from the beginning of the record. The processor computes the memory address of a field by adding its offset to the address of the beginning of the record. Access to fields in fixed format records is very efficient.

In a GEDCOM record, however, the processor must scan the record sequentially and compare each tag with the specified search tag. This activity can be reduced, but not eliminated, by including the length field on each GEDCOM line and/or by placing more frequently accessed fields closer to the beginning of the record.





INTRODUCTION

This document introduces the GEDCOM data format and the specifications associated with the different parts of a GEDCOM line.

SCOPE

This document applies to the definition of all GEDCOM lines and the basic parts that make up a GEDCOM line. Additional information concerning the values that can be used in the parts of a GEDCOM line are discussed in detail in the "Standard for GEDCOM Data Value Formats" document.

STANDARD

This document is a technical specification of the components and architecture of the GEDCOM data communication format. The following example is given at the beginning of the specification to help clarify several points in the discussion. The example is a GEDCOM transmission containing hypothetical information about two individuals, a family, and a census record from which some of the information was derived. This format is known as a lineage-linked format. Other possible ways of formatting this data in GEDCOM include source and text. An illustration of this same example in the source and text formats are in appendix A. A discussion of principles and guidelines for assigning tags and levels is being developed in a separate document.

figure 1.

LEVEL	CROSS REFERENCE IDENTIFIER	TAG	VALUE
0	@17@	INDIVIDUAL	
1		NAME	John Quentin/Doe
1		SEX	Male
1		BIRTH	
2		DATE	1836
2		PLACE	Illinois
2		SOURCE	@121@
1		DEATH	
2		DATE	24 Oct 1905
2		PLACE	Idaho Falls, Bonneville, Idaho
1		FAMILY PARENT	@6@
0	@18@	INDIVIDUAL	
1		NAME	Mary Ann/Wilson
1		SEX	Female

1		BIRTH	
2		DATE	1838
2		PLACE	Iowa
2		SOURCE	@121@
1		FAMILY_PARENT	@6@
0	@6@	FAMILY	
1		FATHER	@17@
1		MOTHER	@18@
1		MARRIAGE	
2		DATE	Dec 1881
0	@121@	SOURCE	CENSUS_EXTRACT
1		FILM	1255337
2		STATE	Utah
3		CITY	Salt Lake City
4		DWELLING	107
5		FAMILY	112
6		HEAD_OF_HOUSE	@17@
6		WIFE	@18@

The above example is one GEDCOM transmission. A transmission consists of a set of records. A record contains a set of lines. Each of these is defined below, with a discussion of their respective roles in the GEDCOM format.

### Transmission

A GEDCOM transmission is a set of one or more GEDCOM records sent from one system to another as a single continuous stream of human-readable text.

The text is represented in a predetermined character set using only printable characters and the carriage return character. GEDCOM is intended to accommodate the ANSEL character sets. The discussion in this document assumes printable ASCII as an example; however, these other character sets can be used in conjunction with GEDCOM in a manner that will be defined in a separate document.

The transmission is physically loaded into some medium, such as tape, disk, or a telecommunication facility. The example above is a transmission containing four records: two individual records, a family record, and a census extract record. The division between records is indicated by the zero in the level number field of the first line of each new record.

GEDCOM does not specify how the characters of a GEDCOM transmission are physically transmitted from one system to another. GEDCOM specifies only that data be presented to or accepted from the media in the form of a stream of characters or symbols.

### Record

A GEDCOM record is a set of lines comprising a useful grouping of information. The example shows information grouped as a family, two individuals, and a census record. Separation between records is indicated by a level number equal to zero on the first line of each record.

Records in a transmission may be related to each other. Relationships between records are expressed in terms of cross reference POINTERS and CROSS REFERENCE IDENTIFIERS. In the example, the individual John Doe is related to his family by finding the POINTER "@6@" in the value column in his record, and then by finding the matching "@6@" in the CROSS REFERENCE IDENTIFIER column in the family record. POINTERS and CROSS REFERENCE IDENTIFIERS are defined below.

A sending system is not constrained to transmit records in any particular order, nor should a receiving system rely on the order of records in a transmission. Pointers may point forward to a record that will come later in the transmission, or backwards to a record that came earlier in the transmission.

### Line

GEDCOM lines contain the detail of a record. A GEDCOM line is a set of fields which identify a value, such as a name, place, or date, and establish relationship with a value on a different line. Each line of text in the example above is a GEDCOM line. A line may include the fields below. The fields in parenthesis are optional: LEVEL NUMBER, (CROSS REFERENCE IDENTIFIER), TAG, (POINTER), (CHARACTER SET AND/OR LENGTH), (VALUE), (TERMINATOR)

Each of these fields is defined below.

- LEVEL NUMBER

LEVEL NUMBER establishes relationships between lines in a record and is followed by a space. It is a variable length numeric field that indicates a superior/subordinate relationship between two GEDCOM lines, in a fashion similar to the familiar concept of an outline. In figure 1, the lines at level two (2) in the census record provide information about the preceding line at level one. The level-six lines, with TAGs "HEAD\_OF HOUSE" and "WIFE", give detail about "FAMILY 112". A line containing a LEVEL NUMBER that is one higher than that of the nearest preceding line gives detail pertaining to that preceding line, regardless of the LEVEL NUMBERS of intervening lines.

This field is required except when the continuation option of using a plus sign is used. This option is discussed in the Standard for GEDCOM Tags for Name Data document.

An ascending numeric sequence will be used for LEVEL NUMBER. The sequence may extend past the digits zero through nine by using the numeric characters from 10 on.

- CROSS REFERENCE IDENTIFIER

The CROSS REFERENCE IDENTIFIER is an optional field which uniquely identifies any line in a GEDCOM transmission. CROSS REFERENCE IDENTIFIERS are what POINTERS point at. These are defined later under the heading POINTER. Relationships between records are defined by setting cross reference POINTERS to point at CROSS REFERENCE IDENTIFIERS in related records.

A CROSS REFERENCE IDENTIFIER is a variable length field. The field is identified by a delimiter symbol immediately before and after the field. In ASCII, the delimiter is code value 64, the at sign (@).

CROSS REFERENCE IDENTIFIERS consist of any valid characters except the delimiter, number or U.S. pound sign (#)--code 35, and the TERMINATOR symbol. A system preparing interrelated GEDCOM format data can use its own native keys from its own internal database structure, or it may use any other set of characters or symbols, as long as the CROSS REFERENCE IDENTIFIERS are unique within the context of a single GEDCOM transmission. To load GEDCOM records into a database, a receiving system resolves the cross reference pointers and CROSS REFERENCE IDENTIFIERS by substituting appropriate new keys according to the database structure of the receiving system.

When GEDCOM is used for archival purposes, CROSS REFERENCE IDENTIFIERS and POINTERS will need to be able to associate records that may be in separate places. Some of the data may be on a tape, some related but separate data on a different tape, and perhaps some more in an on-line file. This will require that the POINTERS and CROSS REFERENCE IDENTIFIERS consist of the permanent keys of the records they identify, and will also require that these keys not be reused during the life span of the archived records.

## • TAG

TAG identifies the information that is being provided in the VALUE field of a GEDCOM line or in the VALUE field of a subordinate GEDCOM line. TAG is a variable length field preceded by a space and followed by either a TERMINATOR or SPACE.

This field is required except when the continuation option of using a plus sign is used. This option is discussed in the Standard for GEDCOM Tags for Name Data document.

TAG may contain any valid character except the TERMINATOR or SPACE. The underscore character ( ) may be used to create tags containing more than one word, such as "RECORD\_FILE\_NUMBER".

Any TAG may appear zero, one, or many times at any LEVEL NUMBER within a GEDCOM record. TAGs may occur in any order. The receiving system examines a TAG to determine what the line contains, and then takes appropriate action, which typically consists of moving the associated value to an appropriate place in a database record. If the receiving system's fields require the value to be represented in a format other than the one received, the receiving system must perform an appropriate conversion before storing the data. For example a number in text form may need to be converted to binary before storage.

The receiving system must be prepared to take appropriate action upon receipt of unwanted or unexpected TAGs, TAGs that occur in any order, or TAGs that occur more than once at the same LEVEL NUMBER. Appropriate actions may include discarding the line or storing it as text in a note field.

A receiving system must also be prepared to take appropriate action when an expected TAG is not received. For example, the receiving system may have an internal database field for a birth date. If no birth date is received, the receiving system must set the birth date field to show that the birth date is undefined, perhaps by filling it with blanks.

Information items that have the same meaning should be identified by the same TAG. A new TAG and its meaning should be defined when no previously defined TAG exists with appropriate meaning.

## ● VALUE

VALUE is a set of text words, names, attributes, value format statements, pointers, or other kinds of identifiers, ended either by a TERMINATOR or by scanning LENGTH characters--LENGTH is defined later in this document. A VALUE provides the information that was identified by the TAG field of the GEDCOM line.

Value is an optional variable length field which begins after the space following the TAG field. VALUE may appear as a string of characters and symbols, such as names, numbers, or dates, as a POINTER to a VALUE that occurs on a different line anywhere else in the transmission, or as a value format identifier (a field beginning with a @ symbol) followed by the value. POINTERS are defined later in this document.

VALUE may contain any valid characters except TERMINATOR, the escape sequence symbol (the at sign plus the number or U.S. pound sign (#)), and the delimiter symbol (@). If the delimiter or escape sequence symbol needs to be sent as data, it must occur twice in succession, i.e., "@@" or "@@#" in a VALUE field represents one @ or @# data character.

The escape sequence symbol allows for the definition of occurrences of specialized data forms and its' characteristics. At the time of the writing of this document two forms have been accepted. They are the @#C for character set changes and the @#L for specifying the data length. At the end of the length or character set designation an @ symbol will terminate the designation. An example of this would be the designation of a length of 30 characters represented as @#L30@.

## ● POINTER

A POINTER references a GEDCOM line that is uniquely identified by the matching CROSS-REFERENCE IDENTIFIER. The VALUE is found on the line which contains a CROSS REFERENCE IDENTIFIER that exactly matches the characters in POINTER and all of its' subordinate levels. In the example, the value assigned to the "FATHER" tag in the second line of the family record is actually the individual whose name is John Quentin Doe in the first individual record.

The character sequence in a CROSS REFERENCE IDENTIFIER must be unique across other CROSS REFERENCE IDENTIFIERS within a transmission. Multiple POINTERS may point to the same CROSS REFERENCE IDENTIFIER.

A POINTER is an optional variable length field. The field is delimited by a delimiter symbol which occurs immediately before and after the field, as in "@121@". In ASCII, the delimiter is the "at" sign (@).

The syntax for a POINTER is identical to the syntax of a CROSS REFERENCE IDENTIFIER. POINTERS consist of any valid characters except the delimiter (the @ symbol), the U.S. pound symbol (#), and the TERMINATOR symbol. A system preparing interrelated GEDCOM format data can use the sending system's native keys, record numbers, or any other set of characters or symbols to form a POINTER.

- **CHARACTER SET**

**CHARACTER SET** is an optional variable length alpha-numeric field. It contains a code which represents the name of the character set that you are going to begin using following the terminating delimiter symbol. **CHARACTER SET** is identified by the use of the escape sequence symbol followed by a "C". The escape sequence symbol is a combination of the "at" and number or U.S. pound symbols (@#). The character set would be identified by @#C followed by the code for the character set and terminated by a trailing "at" symbol. An example of this would be @#C002@. @#C alerts a program to a change in character set that will be in effect until a length has occurred, the end of transmission (EOT) symbol has been encountered, or another change in character set has been detected.

If binary data is being sent **LENGTH** will have to be specified. In this situation the combination would be represented by the following @#C000:123@ where C000 is the designation of the **CHARACTER SET** and 123 is the **LENGTH** of the data to follow--the number of bits divided by 8.

- **LENGTH**

**LENGTH** is an optional variable length numeric field. It contains the count of the characters present on the line, starting with the first character after the **LENGTH** field and ending with the **TERMINATOR** symbol, if present. **LENGTH** is identified by the use of the escape sequence symbol followed by an "L". The escape sequence symbol is a combination of the "at" and number or U.S. pound symbols (@#). The length would be identified by @#L followed by the length and terminated by a trailing "at" symbol. An example of this would be @#L123@. **LENGTH** allows a program to skip directly to the end of a line without having to scan each character for the **TERMINATOR** symbol.

A line must contain either the **LENGTH** field or the **TERMINATOR** symbol to indicate where the end of the GEDCOM line occurs, and may contain both.

- **TERMINATOR**

The **TERMINATOR** marks the end of a GEDCOM line. In ANSEL, the **TERMINATOR** symbol is the line feed--decimal code 10 or hex code 0A, carriage return--decimal code 13 or hex code 0D, or a combination of the two. A **TERMINATOR** does not appear in any examples because it is an invisible symbol which causes a line feed when printed.

A GEDCOM line must contain either **LENGTH** or a **TERMINATOR**. It may contain both, so that the line may be scanned efficiently using **LENGTH** and yet be easily read by a human because of the action of printing the line feed character for the **TERMINATOR**. If a line contains both, the value of **LENGTH** includes the **TERMINATOR**.

**TERMINATOR** cannot occur as data in a GEDCOM VALUE if the **LENGTH** field has not been used.

Appendix A.

Source Format Example:

LEVEL	CROSS REFERENCE IDENTIFIER TAG	VALUE
0	SOURCE	CENSUS EXTRACT
1	FILM	1255337
2	STATE	Utah
3	CITY	Salt Lake City
4	DWELLING	107
5	FAMILY	112
6	HEAD OF HOUSE	
7	NAME	John Quentin/Doe
7	SEX	Male
7	BIRTH	
8	DATE	1836
8	PLACE	Illinois
7	MARRIAGE	
8	DATE	Dec 1881
7	DEATH	
8	DATE	24 Oct 1905
8	PLACE	Idaho Falls, Bonneville, Idaho
6	WIFE	
7	NAME	Mary Ann/Wilson
7	SEX	Female
7	BIRTH	
8	DATE	1838
8	PLACE	Iowa

In this format no cross reference identifiers or pointers exist. The format reflects the information as it was recorded but with GEDCOM tags and leveling used to identify the information. For transmission of extracted information this can be a very desirable format because it reduces the amount of overhead in the records.

The most desirable format is text. This format does complicate the identification of the data but does provide data in a "as close to original form" as we are currently able to produce.

Text Format Example:

LEVEL	CROSS REFERENCE IDENTIFIER TAG	VALUE
0	SOURCE	Census Extract
1	FILM	1255337
1	TEXT	

City Salt Lake City  
State Utah  
Dwelling 107  
Family 112  
Name Jon Quentin Doe  
Relationship Head of house  
Color C  
Sex M  
Of Illinois  
Birth Date 1836  
Marriage Date Dec. 1881  
Death Date Oct. 24 1905  
Place Idaho Falls, Bonneville, Idaho  
Name Mary Ann Wilson/Doe  
Relationship Wife  
Color C  
Sex F  
Age 42  
Of Iowa  
Birth Date 1838

The only information identified by GEDCOM tags in this example is the source information that was not included on the original source document. The source has been identified as a "Census Extract" which means that the format of the original document may or may not be reflected above but the information reflects what was provided by the extractor.



## INTRODUCTION

This document defines standard GEDCOM tags and describes how they are to appear in context with other tags in GEDCOM records. The kinds of values expected for each tag are also identified.

## SCOPE

This standard applies, but is not limited, to lineage-linked (records which show individuals, families, and sources of information as separate records) genealogical data, including families and individuals, with their associated identifiers.

This document does not define all of the tags for original source record formats or all methods for representing data.

## APPLICATION

All lineage-linked information represented in GEDCOM format will use the tags presented here, according to their definitions. When definitions do not fit the data adequately, a new tag should be added to this list with examples of usage and a specification of when the new tag should be used. The examples that have been provided in this document are given as a guide and illustration of the use of the tag and how it could appear in a GEDCOM record. Written suggestions and proposed additions should be addressed to:

Data Administration, Projects and Planning Division  
Family History Department  
50 East North Temple Street  
Salt Lake City, UT 84150  
USA

## STANDARD

GEDCOM transmissions of genealogical lineage-linked data use tags from the accompanying list of tag definitions. The tags appear in alphabetical order, followed by type, full tag name, and definition. An example of how each tag is used also appears in the list.

The tag type refers to the following classification of various kinds of tags:

Id	Identifier of an event or individual
Event	Event type (name of event).
Ord	Ordinance (kind of ordinance that occurred)
Role	The part played by a participant in an event or ordinance
InId	Individual Identifier
DaId	Data Identifier (describes data, not events or individuals)
Evid	Event Identifier (identifies an event or ordinance)
SyId	System Identifier
LoId	Locality Identifier
SoId	Source information Identifier

The tag name is a long form for the shorter mnemonic (memory-aid) tag and may be used when presenting the data to a user. The tag name provides a non-mnemonic descriptor with a standardized definition corresponding to the tags that appear in GEDCOM transmissions.

The definition prescribes what a value means when it appears with its associated tag in a GEDCOM transmission.

Each example shows how a tag will be used in a GEDCOM transmission. A possible parent tag (at the next lower level number, if any), and possible child tags (at the next higher level number, if any) are shown. The level numbers represent where the information may appear in a GEDCOM record. They are given only to illustrate their use. Examples of values represent information associated with the tag, and illustrate only how values appear in a GEDCOM line.

#### GEDCOM Tag Definitions

<u>TAG</u>	<u>TYPE</u>	<u>TAG NAME</u>	<u>DEFINITION</u>
ADDR	InId	ADDRESS	Where a person or business has resided, does reside, or receives mail. This includes the street, city, state, zip code, and any other information needed for identification. All of this information could be placed on one line and separated by comma's, or separate lines if a CONTinuation arrangement is desired.
			1 ADDR 342 Owen Street, Layton, Utah, 84041
			or
			1 ADDR 342 Owen Street 2 CONT Layton, Utah, 84041

## ADOP Event ADOPTION

Legal creation of a parent-to-child relationship that does not exist by blood. Information that appears with this tag as subordinate levels of data is the DATE of the adoption, the PLACe it occurred, the adoptive PAREnts, the SOURce of the information, and anything that might add to or be an additional part of the original document.

```

0 @1@ INDI
  1 FAMS @4@
  1 NAME John/Jones
0 @2@ INDI
  1 FAMS @4@
  1 NAME Inger/Stevens
0 @3@ INDI
  1 FAMC @4@
  1 NAME James/Jones
0 @4@ FAM
  1 HUSB @1@
  1 WIFE @2@
  1 MARR
    2 DATE 12 Sep 1880
    2 PLAC Windsor, Vermont
  1 CHIL @3@
    2 ADOP
      3 DATE 12 Jun 1980
      3 PLAC Westchester, New York

```

## AGE InId AGE

The age of the individual on the date the document was created, or as referenced in a document. The age could be used, in addition to the date information provided in the original document, to calculate a birth year.

```

0 @1@ INDI
  1 NAME Samuel/Smith
  1 AGE 13 Months
  1 SOUR @2@
0 @2@ SOUR 1880 U. S. Census
  1 DATE 12 Aug 1880

```

## ALIA InId ALIAS

The alternate name(s) used to identify the same person, or name(s) by which a person is or was otherwise known. Aliases may be the only link available to other researchers for identifying a possible relative. This value should be placed in a position subordinate to the NAME tag.

```

0 INDI
  1 NAME Henry/Smith

```

<u>TAG</u>	<u>TYPE</u>	<u>TAG NAME</u>	<u>DEFINITION</u>
			2 ALIA Hank/Smith 1 ADOP 2 NAME Henry/Jones
BAPL	Ord.	BAPTISM_LDS	The ordinance of baptism by immersion for the remission of sins performed by Latter-day Saint priesthood authority. The information recorded about the baptism should appear in a subordinate position to this tag. This information includes the DATE, PLACe, SOURce, OFFiciator, and, if for the dead, the TEMPlE and PROXY.
			0 INDI 1 NAME George/Jones 1 BAPL 2 DATE 12 Oct 1953 2 PLAC Ogden, Weber, Utah 2 OFFI Samuel/Jones
BATC	DaId	BATCH	A group of records processed together. Since many different methods are used to identify batches, a subordinate level of data will probably be used with this tag to identify the type of batch identifier used.
			These subordinate layers could include NUMBER, DATE, DESTination, FAMily, PARENt, PAGE, INDIVidual, ORDInance, PLACe, PRINCipal, SEX, STAKE Lds, WARD Lds, VOLUme, and any others that might be appropriate for the application.
			0 BATC 1 NUMB 123445 1 DATE 23 Dec 1985 ..(Data).. 0 END 0 BATC 1 NUMB 123446 1 DATE 23 Dec 1985 ..(Data)..
BIC	Event	BIC	Born in the Covenant (LDS). This tag is a flag. It will be used as an identifier with no value attached and will be associated with the BIRTH event.
			0 INDI 1 BIRT 2 DATE 9 Jan 1947 2 BIC

<u>TAG</u>	<u>TYPE</u>	<u>TAG NAME</u>	<u>DEFINITION</u>
BIRT	Event	BIRTH	<p>The event of entering into life. This tag will have subordinate data recorded as identifying information. The DATE of the birth and the PLACe of birth will be those that appear most often. Other information that could be included would be NOTE, COMMeNt, SOURCe, or any other information that could be used to identify the data or as recorded in the original document.</p> <p>0 INDI  1 NAME Henry/Brown  1 BIRT  2 DATE 30 Mar 1933  2 PLAC Provo, Utah, Utah</p>
BURI	Event	BURIAL	<p>The event of disposing of the mortal remains of a person who has died. Subordinate levels of data appear with this data tag. The DATE and PLACe are typically expected to appear along with the SOURCe.</p> <p>0 INDI  1 NAME Isaac/Young  1 DEAT  2 DATE 10 Oct 1883  2 PLAC Aurora, Kane, Ill  1 BURI  2 DATE 12 Oct 1883  2 PLAC Aurora, Kane, Ill</p>
CHAR	Id	CHARACTER	<p>This tag is used to identify a change in character set for a transmission. This tag would be used within the header record to identify the character set that will be used for this transmission if it is to be different than the default character set. The current default character set is specified in the character set standard document.</p> <p>0 HEAD  1 SOUR PAF 2.1  1 DEST AF  1 CHAR EBCDIC  (data)  0 TRLR</p>

<u>TAG</u>	<u>TYPE</u>	<u>TAG NAME</u>	<u>DEFINITION</u>
CHIL	Role	CHILD	<p>Natural, adopted, or sealed offspring of a father and mother for whom the sex may or may not be known. This tag will appear in a FAMily record with the record number (as a pointer) of the INDIVIDUAL as the value portion. Any information about adoption should be recorded as subordinate information to this tag. The sealing-to-parent information about this child should also be recorded as subordinate information.</p> <p>0 @1@ INDI  1 NAME Child/Bolton  1 FAMC @2@  0 @2@ FAM  1 CHIL @1@  2 ADOP  3 DATE 13 Jul 1914  3 PLAC Denver, Colorado</p>
CHR	Event	CHRISTENING	<p>The non-LDS ceremony of baptizing and naming. Subordinate levels of data are used in conjunction with this tag. The most common are DATE, PLACe, and SOURce.</p> <p>0 INDI  1 NAME Harold/Core  1 CHR  2 DATE 17 Sep 1733  2 PLAC Norwalk, Conn.</p>
CONL	Ord.	CONFIRMATION_LDS	<p>The ordinance by which a person receives the Gift of the Holy Ghost and becomes a member of the Church of Jesus Christ of Latter-day Saints. This tag is normally used with subordinate data associated with it. This data will probably be DATE, PLACe, OFFiciator, and SOURce.</p> <p>0 INDI  1 NAME George/Jones  1 CONL  2 DATE 13 Oct 1953  2 PLAC Ogden, Weber, Utah  2 OFFI Samuel/Jones</p>

<u>TAG</u>	<u>TYPE</u>	<u>TAG NAME</u>	<u>DEFINITION</u>
CONT	Id	CONTINUATION	<p>An indicator that additional information follows. Normally this tag is used only if there is a system limitation on the size of a record, or if data must be placed on separate lines. The receiving system should recognize that the data on a continuation line is just more of the value that was contained on the line to which it is subordinate. When text data is being recorded a plus sign may be used to signify that a continuation of the previous line is taking place (this would be used in place of the level number and tag shown here).</p> <p>1 ADDR 3231 S. Kennard Drive 2 CONT Pasco, Washington</p> <p>Optional approach for text data:</p> <p>0 SOUR Deed 1 PLAC Kennebec, Maine 2 VOLU 40 3 PAGE 401 3 DATE 23 Jun 1833 3 TEXT Know all men by these + presents that I Hannabel Farwell + of Vassalborough and county of + Kennebec Yoeman in consideration + of five dollars paid to me in hand + by my mother Ruth Farwell of + Vassalborough aforesaid, ...</p>
COUN	Id	COUNT	<p>The number of items in a batch. The COUNT is used at a level subordinate to the BATCH.</p> <p>0 BATC 1 NUMB 123445 1 COUN 144</p>
DATE	EvId	DATE	<p>The period in calendared time when an event took place. This will usually appear on a level subordinate to an event. See the GEDCOM value format document for a description of date formats.</p> <p>0 INDI 1 NAME Henry/Brown 1 BIRT 2 DATE 30 Mar 1933</p>

<u>TAG</u>	<u>TYPE</u>	<u>TAG NAME</u>	<u>DEFINITION</u>
DEAT	Event	DEATH	<p>The event terminating mortal life. This tag has subordinate information associated with it such as DATE, PLACe, and SOURce.</p> <p>0 INDI  1 NAME Isaac/Young  1 DEAT  2 DATE 10 Oct 1883  2 PLAC Aurora, Kane, Ill</p>
DEST	SyId	DESTINATION	<p>The resource identifier of the system or resource that is to receive the information being sent. This is used on a level subordinate to the HEAD tag and is to identify the system receiving the information. See the GEDCOM value format document for a description of the resource identifier format.</p> <p>0 HEAD  1 SOUR PAF 2.1  1 DEST AF</p>
DIV	Event	DIVORCE	<p>A civil action dissolving a marriage. This tag normally has subordinate data such as DATE, PLACe, SOURce, and any other identifying information.</p> <p>0 @1@ INDI  1 FAMS @3@  1 NAME John/Jones  0 @2@ INDI  1 FAMS @3@  1 NAME Inger/Stevens  0 @3@ FAM  1 HUSB @1@  1 WIFE @2@  1 DIV  2 DATE 12 Sep 1884  2 PLAC Windsor, Vermont</p>
END	DaId	END	<p>A termination. The last of a segment of data being sent. If multiple files or batches are sent in one transmission this tag could be used to identify the breaks between files or batches.</p> <p>0 BATC  1 NUMB 123445  1 DATE 23 Dec 1985  ..(Data)..  0 END</p>



<u>TAG</u>	<u>TYPE</u>	<u>TAG NAME</u>	<u>DEFINITION</u>
ENDL	Ord.	ENDOWMENT_LDS	<p>One of the essential temple ordinances of the Church of Jesus Christ of Latter-day Saints required for exaltation. This tag is recorded with subordinate levels of data such as DATE, TEMPLE, SOURCE, and possibly PROXY.</p> <p>0 INDI  1 NAME George/Jones  1 ENDL  2 DATE 12 Oct 1983  2 TEMP SL  2 PROX Sam/Smith</p>
FAM	DaId	FAMILY	<p>A husband and wife and their children, if any. Also, a man and woman with a child born out of wedlock constitute a family. (See HUSBAND and WIFE.) All information about the family and the events that created, dissolved, or sealed the family unit should be included as part of this record.</p> <p>Information about individual members of the family is not stored in the family record. Rather, this information is represented as separate individual records, associated with the family by cross references in both directions.</p> <p>0 @1@ INDI  1 FAMS @5@  1 NAME John/Jones  0 @2@ INDI  1 FAMS @5@  1 NAME Inger/Stevens  0 @3@ INDI  1 FAMC @5@  1 NAME James/Jones  0 @4@ INDI  1 FAMC @5@  1 NAME Lucy/Allen  0 @5@ FAM  1 HUSB @1@  1 WIFE @2@  1 MARR  2 DATE 12 Sep 1880  2 PLAC Windsor, Vermont  1 CHIL @3@  1 CHIL @4@  2 ADOP  3 DATE 1901</p>

<u>TAG</u>	<u>TYPE</u>	<u>TAG NAME</u>	<u>DEFINITION</u>
FAMC	Id	FAMILY_CHILD	<p>A family in which an individual appears as a child. This tag is subordinate to the INDIndividual tag.</p> <p>0 @1@ INDI  1 FAMS @4@  1 NAME John/Jones</p> <p>0 @2@ INDI  1 FAMS @4@  1 NAME Inger/Stevens</p> <p>0 @3@ INDI  1 FAMC @4@  1 NAME James/Jones</p> <p>0 @4@ FAM  1 HUSB @1@  1 WIFE @2@  1 MARR  2 DATE 12 Sep 1880  2 PLAC Windsor, Vermont  1 CHIL @3@</p>
FAMR	Role	FAMILY REPRESENTATIVE	<p>Any individual who is a designated family representative. This is usually part of the SOURCE information from a Family Group Record and has subordinate data identifying the person designated as the family representative. This normally includes name, RELationship, and any other information identifying the individual.</p> <p>0 SOUR Family Group Record  1 SUBN 70150  2 FAMR Clyde Redmond/Nichols Sr.  3 REL ggson  2 SUBM Clyde R./Nichols Sr.  3 ADDR 125 Ponce de Leon  4 CONT Spartanburg, So. Carolina</p>
FAMS	Id	FAMILY_SPOUSE	<p>A family in which an individual appears as a spouse. This tag is subordinate to the INDIndividual tag.</p> <p>0 @1@ INDI  1 FAMS @4@  1 NAME John/Jones</p> <p>0 @2@ INDI  1 FAMS @4@  1 NAME Inger/Stevens</p> <p>0 @3@ INDI  1 FAMC @4@  1 NAME James/Jones</p>

<u>TAG</u>	<u>TYPE</u>	<u>TAG NAME</u>	<u>DEFINITION</u>
			0 @3@ INDI 1 FAMC @4@ 1 NAME Lucy/Allen 0 @4@ FAM 1 HUSB @1@ 1 WIFE @2@ 1 MARR 2 DATE 12 Sep 1880 2 PLAC Windsor, Vermont 1 CHIL @3@
FATH	Role	FATHER	This tag is used to identify the male parent of a husband or wife.  1 HUSB Hannibal/FARWELL 2 BIRT 3 DATE 31 Oct 1795 3 PLAC Vassalborough, Kennebec, Maine 2 FATH Jeremiah or Isaac/FARWELL 2 MOTH Ruth or Lydia
HEAD	DaId	HEADER	A record used to identify the beginning of a transmission. This is the first tag in a GEDCOM transmission and has subordinate levels of data. These levels include the SOURce and DESTination resources and any other data identified as an essential part of a transmission.  0 HEAD 1 SOUR PAF 2.1 1 DEST AF (data) 0 TRLR
HUSB	Role	HUSBAND	A male spouse of a married couple or the father of a child born out of wedlock. This tag is used in a family record with a cross-reference pointer to the record containing the information on the individual.  0 @1@ INDI 1 FAMS @3@ 1 NAME John/Jones 0 @2@ INDI 1 FAMS @3@ 1 NAME Inger/Stevens

<u>TAG</u>	<u>TYPE</u>	<u>TAG NAME</u>	<u>DEFINITION</u>
			0 @3@ FAM 1 HUSB @1@ 1 WIFE @2@ 1 MARR 2 DATE 12 Sep 1880 2 PLAC Windsor, Vermont
INDI	InId	INDIVIDUAL	A person. This tag has subordinate information on the person identified in the record including cross-references to family records.  0 @1@ INDI 1 NAME George/Smith 1 BIRT 2 DATE 13 Oct 1953 2 PLAC Ogden, Weber, Utah 1 DEAT 2 DATE 15 Oct 1953 2 PLAC Ogden, Weber, Utah 1 FAMC @4@ 1 SOUR @5@ 0 @2@ INDI 1 FAMS @4@ 1 NAME John/Smith 0 @3@ INDI 1 FAMS @4@ 1 NAME Viola/Bone 0 @4@ FAM 1 HUSB @2@ 1 WIFE @3@ 2 MARR 3 DATE 30 Jul 1933 3 PLAC Ogden, Weber, Utah 1 CHIL @1@ 0 @5@ SOUR 1 TITL Weber County Birth Records 2 VOLU 33 3 PAGE 104
LANG	DaId	LANGUAGE	The name of the written language used in this record.  0 SOUR 1 LANG AFA

<u>TAG</u>	<u>TYPE</u>	<u>TAG NAME</u>	<u>DEFINITION</u>
MARR	Event	MARRIAGE	<p>Legal joining of a man and a woman to be a family. This tag is subordinate to any recorded family information. The marriage information which includes the DATE, PLACe, and possibly the SOURce, is subordinate to this tag.</p> <p>0 @1@ INDI  1 FAMS @3@  1 NAME John/Jones</p> <p>0 @2@ INDI  1 FAMS @3@  1 NAME Inger/Stevens</p> <p>0 @3@ FAM  1 HUSB @1@  1 WIFE @2@  1 MARR  2 DATE 12 Sep 1880  2 PLAC Windsor, Vermont</p>
MICR	SoId	MICROFORM_ NUMBER	<p>The number assigned to a microform on which the photographed image of the information can be found. This number is useful only when used as a subordinate level of information in relation to the other SOURce information. If the name of the library or archive that assigned the number is not known, the information will be useless to other researchers.</p> <p>0 SOUR 1880 US Census  1 MICR 1007770</p>
MISC	DaId	MISCELLANEOUS	<p>A tag used to identify information which has not been defined with another tag. This information is felt to be of enough significance that it should be sent but is difficult to identify using the existing GEDCOM tags. Information associated with non-standard GEDCOM-like tags may be transmitted by making the tags and data subordinate to the MISC tag.</p>
MOTH	Role	MOTHER	<p>This tag is used to identify the female parent of a husband or wife.</p>

<u>TAG</u>	<u>TYPE</u>	<u>TAG NAME</u>	<u>DEFINITION</u>
			1 HUSB Hannibal/FARWELL 2 BIRT 3 DATE 31 Oct 1795 3 PLAC Vassalborough, Kennebec, Maine 2 FATH Jeremiah or Isaac/FARWELL 2 MOTH Ruth or Lydia
NAME	Id	NAME	A word or a combination of words identifying a specific person, item, or place. A value is always associated with this tag. See the GEDCOM value format document for a description of name formats for individuals.  0 INDI 1 NAME Nancy Lee/Young
NOTE	Id	NOTE	Comments and/or additional information relative to a specific fact. This tag is always subordinate to other data.  0 INDI 1 NAME Oscar/Clutz 1 BIRT 2 DATE 23 Jul 1933 3 SOUR Weber County Birth Records 4 NOTE The county records contain two birth certificates that are identical except for the given name of the child.
NUMB	Id	NUMBER	Numeric digits used for identification. This tag always provides subordinate information. If an item can or has been identified by a name and a number, or by some other identifiers, those identifiers should be identified with the appropriate tag--in this case NUMB. The value portion of this record contains the number assigned as an identifier. If this refers to a record in a file, cross-references should be used instead.  0 BATC 1 NUMB 123445 1 DATE 23 Dec 1985 2 SUBM 3 NUMB 556674

<u>TAG</u>	<u>TYPE</u>	<u>TAG NAME</u>	<u>DEFINITION</u>
			3 FAMI 4 NUMB 1234 4 INDI 5 NUMB 3434
OFFI	EvId	OFFICIATOR	The name of the person or minister who acted as voice in performance of an ordinance or as a civil officer in the performance of his duty. This will normally be a subordinate level of information about an event or ordinance.  0 INDI 1 NAME George/Jones 1 BAPL 2 DATE 12 Oct 1953 2 PLAC Ogden, Weber, Utah 2 OFFI Samuel/Jones
ORDI	Event	ORDINANCE	A religious ceremony. Used for recording non-LDS ordinance information not identified by a more descriptive GEDCOM tag. The value portion of this record contains the ordinance name. The other identifying information about this ordinance is recorded at subordinate levels. This information could include DATE, PLAC, SOUR, OFFI, or any other item of data that would be appropriate.  0 INDI 1 NAME George/Weinstein 1 RELI Jewish 2 ORDI Barmitzvah 3 DATE 12 Oct 1953 3 PLAC New York City, New York
ORDL	Ord.	ORDINATION_LDS	Receipt of priesthood authority in the Church of Jesus Christ of Latter-day Saints. The name of the priesthood received is recorded as a part of the value field. The DATE, PLAC, OFFI, and SOUR may be recorded as subordinate information along with PROX for ordination done for the dead.  0 IND 1 NAME George/Smith 1 ORDL Elder 2 DATE 11 Dec 1933 2 PLAC Salt Lake City, Utah 2 OFFI George Albert/Smith

<u>TAG</u>	<u>TYPE</u>	<u>TAG NAME</u>	<u>DEFINITION</u>
PAGE	SoId	PAGE	<p>The number used to identify where, within a book or submission, the recorded information can be found. This will always be subordinate to other SOURce information.</p> <p>0 SOURCE Massachusetts Vital Statistics  1 VOL 337  2 PAGE 181</p>
PLAC	LoId	PLACE	<p>Where an event occurred. This includes the city, county, state, or any other information needed for identification such as parish, ward, diocese, stake, or other identifier or equivalent that may be found in the source document. An address that might be included in a source record should be identified with the ADDRESS tag. This data is usually subordinate to an event or ordinance. See the GEDCOM value formats document for a description of the place value format.</p> <p>0 INDI  1 NAME George/Jones  1 BIRT  2 DATE 12 Oct 1945  2 PLAC Ogden, Weber, Utah</p>
PROX	Role	PROXY	<p>The name of the living individual who acts for and in behalf of someone. This information is usually subordinate to an ordinance, with the name of the individual as the value portion of this record.</p> <p>0 INDI  1 NAME George/Jones  1 ENDL  2 DATE 12 Oct 1983  2 TEMP OG  2 PROX Sam/Smith</p>
REL	Role	RELATIONSHIP	<p>A designation of kinship. This information will usually be subordinate to an individual.</p> <p>0 SOUR Family Group Record  1 SUBN 70150  2 FAMR Clyde Redmond/Nichols Sr.  3 REL ggson</p>



<u>TAG</u>	<u>TYPE</u>	<u>TAG NAME</u>	<u>DEFINITION</u>
RELI	Id	RELIGION	<p>The religious denomination that recorded an ordinance or the denomination to which the person belonged. This tag will normally be used in one of two ways. The first would be with ORDInance information subordinate to it. The second would be used to show religious preference without subordinate information.</p> <p>0 INDI  1 NAME George/Weinstein  1 RELI Jewish  2 ORDI Barmitzvah  3 DATE 12 Oct 1953  3 PLAC New York City, New York</p>
REPO	Sold	REPOSITORY	<p>The name of the record repository where the source information can be found. This tag will usually be subordinate to a MICRoform number or some other identifier of the source of the information.</p> <p>0 SOUR  1 REPO Genealogical Society of Utah  2 MICR 0183445</p>
SEX	Infid	SEX_CODE	<p>The indicator for male or female. This should be subordinate information. It contains the codes for male (M), female (F), or unknown (U) in the value portion of the record.</p> <p>0 INDI  1 NAME Hannibal/Farwell  1 SEX M</p>
SLGC	Ord.	SEALING_CHILD	<p>The temple ordinance, showing the child, linking a child to his/her parents through priesthood authority. This tag is used to identify a child in a child to parent sealing and usually has subordinate information. This information appears in the FAMILY record subordinate to the child information and may include DATE, TEMPlE, PROXy, and SOURce. Other known information should be provided.</p> <p>0 @1@ INDI  1 FAMC @4@  1 NAME Harry/Bone</p>

<u>TAG</u>	<u>TYPE</u>	<u>TAG NAME</u>	<u>DEFINITION</u>
0	@2@	INDI	0 @2@ INDI
1	FAMS	@4@	1 FAMS @4@
1	NAME	John/Bone	1 NAME John/Bone
0	@3@	INDI	0 @3@ INDI
1	FAMS	@4@	1 FAMS @4@
1	NAME	Viola/Smith	1 NAME Viola/Smith
0	@4@	FAM	0 @4@ FAM
1	HUSB	@2@	1 HUSB @2@
2	SLGP		2 SLGP
3	PROX	Larry/Bone	3 PROX Larry/Bone
3	DATE	30 Jul 1933	3 DATE 30 Jul 1933
3	TEMP	SL	3 TEMP SL
1	WIFE	@3@	1 WIFE @3@
2	SLGP		2 SLGP
3	PROX	Martha/Bone	3 PROX Martha/Bone
3	DATE	30 Jul 1933	3 DATE 30 Jul 1933
3	TEMP	SL	3 TEMP SL
1	CHIL	@1@	1 CHIL @1@
2	SLGC		2 SLGC
3	PROX	Sam/Bone	3 PROX Sam/Bone
3	DATE	30 Jul 1933	3 DATE 30 Jul 1933
3	TEMP	SL	3 TEMP SL

SLGP Ord. SEALING\_PARENT

The temple ordinance, showing the parents, linking a child to his/her parents through priesthood authority. This tag is used to identify a parent in a child to parent sealing and usually has subordinate information. This information appears in the FAMily record subordinate to the father or mother information and may include DATE, TEMPlE, PROXY, and SOURce. Other known information should be provided. The parents are referenced in the FAMily record as HUSBand and WIFE.

0 @1@ INDI  
 1 FAMC @4@  
 1 NAME Harry/Bone  
 0 @2@ INDI  
 1 FAMS @4@  
 1 NAME John/Bone  
 0 @3@ INDI  
 1 FAMS @4@  
 1 NAME Viola/Smith  
 0 @4@ FAM  
 1 HUSB @2@  
 2 SLGP  
 3 PROX Larry/Bone  
 3 DATE 30 Jul 1933  
 3 TEMP SL

<u>TAG</u>	<u>TYPE</u>	<u>TAG NAME</u>	<u>DEFINITION</u>
			1 WIFE @3@ 2 SLGP 3 PROX Martha/Bone 3 DATE 30 Jul 1933 3 TEMP SL 1 CHIL @1@ 2 SLGC 3 PROX Sam/Bone 3 DATE 30 Jul 1933 3 TEMP SL
SLGS	Ord.	SEALING_SPOUSE	The temple ordinance linking a wife to a husband. This tag appears in a family record. The HUSBAND and WIFE tags are used to identify the husband and wife in the family record.  0 @1@ INDI 1 FAMS @3@ 1 NAME Harry/Bone 0 @2@ INDI 1 FAMS @3@ 1 NAME Jennifer/Crabb 0 @3@ FAM 1 HUSB @1@ 1 WIFE @2@ 1 SLGS 2 DATE 30 Jul 1953 2 TEMP SL
SOUR	Id	SOURCE	The description source citation of the original record from which the data was obtained (source citation) or the resource identifier of a system or resource from which a GEDCOM transmission was sent. A source citation may appear in a level subordinate to any fact in a family record or an individual record. A source system will appear subordinate to the HEADER information in a GEDCOM transmission.  0 @1@ INDI 1 NAME George/Smith 1 BIRT 2 DATE 13 Oct 1953 2 PLAC Ogden, Weber, Utah 1 DEAT 2 DATE 15 Oct 1953 2 PLAC Ogden, Weber, Utah 3 SOUR Family Group Record 4 SUBN 70150 5 FAMR Clyde Redmond/Nichols Sr.

<u>TAG</u>	<u>TYPE</u>	<u>TAG NAME</u>	<u>DEFINITION</u>
			1 FAMC @4@ 1 SOUR @5@ 0 @2@ INDI 1 FAMS @4@ 1 NAME John/Smith 0 @3@ INDI 1 FAMS @4@ 1 NAME Viola/Bone 0 @4@ FAM 1 HUSB @2@ 1 WIFE @3@ 2 MARR 3 DATE 30 Jul 1933 3 PLAC Ogden, Weber, Utah 1 CHIL @1@ 0 @5@ SOUR 1 TITL Weber County Birth Records 2 VOLU 33 3 PAGE 104

or

			0 HEAD 1 SOUR PAF 2.1 1 DEST AF (data) 0 TRLR
SPOU	Role	SPOUSE	The HUSBand or WIFE in a family when the gender of neither parent is known and cannot be determined.  0 @1@ INDI 1 FAMS @3@ 1 NAME Alma/Brown 0 @2@ INDI 1 FAMS @3@ 1 NAME Frances/Brown 0 @3@ FAM 1 SPOU @1@ 1 SPOU @2@
STAL	LoId	STAKE_LDS	The stake name assigned by Church headquarters. If the stake unit number is used to identify the stake, a subordinate level is required using the tag NUMB followed by the stake unit number as the value.

<u>TAG</u>	<u>TYPE</u>	<u>TAG NAME</u>	<u>DEFINITION</u>
			0 SOUR Family Group Record 1 SUBN 70150 2 FAMR Clyde Redmond/Nichols Sr. 3 REL ggson 2 SUBM Clyde R./Nichols Sr. 3 ADDR 125 So. 1300 E. 4 CONT Salt Lake City, Utah 3 STAL Granite Park
SUBM	Role	SUBMITTER	One who transfers genealogical data.  0 SOUR Family Group Record 1 SUBN 70150 2 FAMR Clyde Redmond/Nichols Sr. 3 REL ggson 2 SUBM Clyde R./Nichols Sr. 3 ADDR 125 Ponce de Leon 4 CONT Spartanburg, So. Carolina
SUBN	DaId	SUBMISSION	A set of genealogical information transferred to the Family History Department.  0 SOUR Family Group Record 1 SUBN 70150 2 FAMR Clyde Redmond/Nichols Sr. 3 REL ggson 2 SUBM Clyde R./Nichols Sr. 3 ADDR 125 Ponce de Leon 4 CONT Spartanburg, So. Carolina
TEMP	LoId	TEMPLE	The name or a code which represents the name of a temple of The Church of Jesus Christ of Latter-day Saints.  0 INDI 1 NAME Mary E./Farwell 1 BIRT 2 DATE 1 Jan 1819 2 PLAC Greene, Androscoggin, Me. 1 SLGP 25 SEP 1957 2 TEMP SG
TEXT	DaId	TEXT	The wording contained in the original source document. This includes the exact form of the wording as it appears in the source along with the appended SOURCE information. This tag and the value portion of the record associated with it is subordinate to the SOURCE information.

<u>TAG</u>	<u>TYPE</u>	<u>TAG NAME</u>	<u>DEFINITION</u>
			<p>0 SOUR Deed  1 PLAC Kennebec, Maine  2 VOLU 40  3 PAGE 401  3 DATE 23 Jun 1833  3 TEXT Know all men by these presents that I Hannabel Farwell of Vassalborough and county of Kennebec Yoeman in consideration of five dollars paid to me in hand by my mother Ruth Farwell of Vassalborough aforesaid, ...</p>
TITL	Id	TITLE	<p>A formal designation of a person or publication, such as a book or magazine. This information is subordinate to the SOURce tag or to the NAME of an INDividual.</p> <p>0 INDI  1 NAME Harold/Winston  2 TITL Duke</p>
TRLR	DaId	TRAILER	<p>An indicator that no more records exist in the file being sent. This could be used as a value to verify the end of the data being sent or received in conjunction with a value that matches data stored with the HEADer record.</p> <p>0 HEAD  1 SOUR PAF 2.1  1 DEST AF  (data)  0 TRLR</p>
VOLU	SoId	VOLUME	<p>A designation for the book within a set of books in which this information was found. This will be used subordinate to the SOURce information.</p> <p>0 SOURCE Massachusetts Vital Statistics 1992  1 VOLU 337  2 PAGE 181</p>
WARL	LoId	WARD_LDS	<p>The ward name assigned by Church headquarters. If the ward unit number is used to identify the ward, a subordinate level is required using the tag NUMB followed by the ward unit number as the value.</p>

0 SOUR Family Group Record  
1 SUBN 70150  
2 FAMR Clyde Redmond/Nichols Sr.  
3 REL ggson  
2 SUBM Samuel/Nichols  
3 ADDR 125 So. 1300 E.  
4 CONT Salt Lake City, Utah  
3 STAL Granite Park  
4 WARL Granite Park

WIFE Role WIFE

A female spouse of a married couple or the mother of a child born out of wedlock. This tag is used in a family record with cross-reference pointer to the record containing the information on the individual.

0 @1@ INDI  
1 FAMS @3@  
1 NAME John/Jones  
0 @2@ INDI  
1 FAMS @3@  
1 NAME Inger/Stevens  
0 @3@ FAM  
1 HUSB @1@  
1 WIFE @2@  
1 MARR  
2 DATE 12 Sep 1880  
2 PLAC Windsor, Vermont

Appendix A  
Sample GEDCOM records in Lineage-linked Format

Some of the tags used in these examples have not been defined in this document but can be found in the GEDCOM Tag Definition Document.

1850 US Census record:  
0 @1@ INDIVIDUAL  
1 NAME Hannibal Farwell  
1 AGE 54  
1 SEX M  
1 OCCUPATION Farmer  
1 VALUE 1000  
1 BIRTH  
2 PLACE N H  
1 FAMILY @8@  
1 SOURCE @9@  
0 @2@ INDIVIDUAL  
1 NAME Ellice Farwell  
1 AGE 52  
1 SEX F  
1 BIRTH  
2 PLACE Me  
1 FAMILY @8@  
1 SOURCE @9@  
0 @3@ INDIVIDUAL  
1 NAME Lucy R. Farwell  
1 AGE 20  
1 SEX F  
1 BIRTH  
2 PLACE Me  
1 FAMILY @8@  
1 SOURCE @9@  
0 @4@ INDIVIDUAL  
1 NAME John M. Farwell  
1 AGE 16  
1 SEX M  
1 BIRTH  
2 PLACE Me  
1 SCHOOL\_IN\_YEAR /  
1 FAMILY @8@  
1 SOURCE @9@  
0 @5@ INDIVIDUAL  
1 NAME Levi C. Farwell  
1 AGE 13  
1 SEX F  
1 BIRTH  
2 PLACE Me  
1 SCHOOL\_IN\_YEAR /  
1 FAMILY @8@  
1 SOURCE @9@



0 @6@ INDIVIDUAL  
1 NAME Angeline Farwell  
1 AGE 9  
1 SEX F  
1 BIRTH  
2 PLACE Me  
1 SCHOOL\_IN\_YEAR /  
1 FAMILY @8@  
1 SOURCE @9@  
0 @7@ INDIVIDUAL  
1 NAME Josephine E Farwell  
1 AGE 7  
1 SEX F  
1 BIRTH  
2 PLACE Me  
1 SCHOOL\_IN\_YEAR /  
1 FAMILY @8@  
1 SOURCE @9@  
0 @8@ FAMILY  
1 INDIVIDUAL @1@  
1 INDIVIDUAL @2@  
1 INDIVIDUAL @3@  
1 INDIVIDUAL @4@  
1 INDIVIDUAL @5@  
1 INDIVIDUAL @6@  
1 INDIVIDUAL @7@  
1 SOURCE @9@  
0 @9@ SOURCE 1850 US CENSUS  
1 STATE MAINE  
2 COUNTY KENNEBEC  
3 TOWN GREEN  
4 DATE 17 August 1850  
4 Enumerator Elijah Barrell  
3 PAGE 702  
4 DWELLING 233  
5 FAMILY 246

## Birth Certificate:

0 @1@ INDIVIDUAL  
1 NAME Clyde Redmond Nichols  
1 COLOR White  
1 SEX Male  
1 SIBLING  
2 INDIVIDUAL @5@  
2 INDIVIDUAL @6@  
2 INDIVIDUAL @7@  
2 INDIVIDUAL @8@  
2 INDIVIDUAL @9@  
1 FATHER @2@  
1 MOTHER @3@  
1 BIRTH  
2 TIME 1:17 AM  
2 DATE 28 JUL 1902  
2 PLACE Phillips, Price, Wisconsin  
2 OFFICIATOR W. P. Sperry MD.  
3 RESIDENCE Phillips, Wis.  
1 SOURCE @10@  
0 @2@ INDIVIDUAL  
1 NAME Harrison H. Nichols  
2 OCCUPATION Laborer  
2 BIRTH  
3 PLACE Starks, M  
1 CHILD @1@  
1 SOURCE @10@  
0 @3@ INDIVIDUAL  
1 NAME Mabel L. Farwell  
2 BIRTH  
3 PLACE Greene, M  
1 CHILD @1@  
1 SOURCE @10@  
0 @5@ INDIVIDUAL  
1 NAME Vera M  
1 SIBLING @1@  
1 SOURCE @10@  
0 @6@ INDIVIDUAL  
1 NAME Leta C  
1 SIBLING @1@  
1 SOURCE @10@  
0 @7@ INDIVIDUAL  
1 NAME Avis W  
1 SIBLING @1@  
1 SOURCE @10@  
0 @8@ INDIVIDUAL  
1 NAME Zella M  
1 SIBLING @1@  
1 SOURCE @10@  
0 @9@ INDIVIDUAL  
1 NAME Norma M  
1 SIBLING @1@  
1 SOURCE @10@

0 @10@ SOURCE Birth Record from the State of Wisconsin

1 DATE 3 Nov 1902

1 RECORDER S S Leith

1 NOTE Item 1 (name) added from supplier letter of self 3-11-48

1 ADDITIONAL Certificate of true copy issued from State Bureau of Vital  
Statistics on 12 Mar 1942 by Francis E. Kester

## Family Group Record:

0 @1@ INDIVIDUAL  
1 NAME Hannibal FARWELL  
1 BIRTH  
2 DATE 31 Oct 1795  
2 PLACE Vassalborough, Kennebec, Maine  
1 DEATH  
2 DATE 9 OCT 1882  
2 PLACE Danvers, Essex, Mass.  
1 BURIAL  
2 PLACE Greene, Androscoggin, Maine  
1 FATHER @2@  
1 MOTHER @3@  
1 BAPL  
2 DATE 21 Nov 1955  
1 ENDL  
2 DATE 21 Aug 1956  
1 FAMILY @26@  
1 SOURCE @27@  
0 @2@ INDIVIDUAL  
1 NAME Jeremiah or Isaac FARWELL  
1 SOURCE @27@  
0 @3@ INDIVIDUAL  
1 NAME Ruth or Lydia  
1 SOURCE @27@  
0 @4@ INDIVIDUAL  
1 NAME Alice CASWELL  
1 BIRTH  
2 DATE 27 Apr 1798  
2 PLACE Leeds, Androscoggin, Maine  
1 DEATH  
2 DATE 1880  
2 PLACE Danvers, Mass.  
1 BURIAL  
2 PLACE Green, Androscoggin, Maine  
1 FATHER @5@  
1 MOTHER @6@  
1 BAPL  
2 DATE 21 Nov 1955  
1 ENDL  
2 DATE 21 Mar 1957  
1 FAMILY @26@  
1 SOURCE @27@  
0 @5@ INDIVIDUAL  
1 NAME Levi Caswell  
1 SOURCE @27@  
0 @6@ INDIVIDUAL  
1 NAME Alice Clarke  
1 SOURCE @27@  
0 @7@ INDIVIDUAL  
1 NAME Mary E. Farwell  
1 SEX F

1 BIRTH  
2 DATE 1 Jan 1819  
2 PLACE Greene, Androscoggin, Me.  
1 SPOUSE @18@  
1 BAPL  
2 DATE 21 Nov 1955  
1 ENDL  
2 DATE 21 Mar 1957  
1 SLGC  
2 DATE 25 SEP 1957  
2 TEMPLE SG  
1 FAMILY @26@  
1 SOURCE @27@  
0 @8@ INDIVIDUAL  
1 NAME Juliette Farwell  
1 SEX F  
1 BIRTH  
2 DATE 27 Jul 1823  
2 PLACE Greene, Androscoggin, Me.  
1 SPOUSE @19@  
1 BAPL  
2 DATE 21 Nov 1955  
1 ENDL  
2 DATE 20 Mar 1957  
1 SLGC  
2 DATE 25 SEP 1957  
2 TEMPLE SG  
1 FAMILY @26@  
1 SOURCE @27@  
0 @9@ INDIVIDUAL  
1 NAME Alanson Farwell  
1 SEX M  
1 BIRTH  
2 DATE 29 Mar 1825  
2 PLACE Greene, Androscoggin, Me.  
1 SPOUSE @20@  
1 BAPL  
2 DATE 21 Nov 1955  
1 ENDL  
2 DATE 28 Jun 1956  
1 SLGC  
2 DATE 25 SEP 1957  
2 TEMPLE SG  
1 FAMILY @26@  
1 SOURCE @27@  
0 @10@ INDIVIDUAL  
1 NAME Chandler Farwell  
1 SEX M  
1 BIRTH  
2 DATE 11 Apr 1827  
2 PLACE Greene, Androscoggin, Me.  
1 SPOUSE @21@


1 BAPL  
2 DATE 21 Nov 1955  
1 ENDL  
2 DATE 17 Apr 1956  
1 SLGC  
2 DATE 25 SEP 1957  
2 TEMPLE SG  
1 FAMILY @26@  
1 SOURCE @27@  
0 @11@ INDIVIDUAL  
1 NAME Lucy R. Farwell (twin)  
1 SEX F  
1 BIRTH  
2 DATE 22 Oct 1829  
2 PLACE Greene, Androscoggin, Me.  
1 SPOUSE @22@  
1 BAPL  
2 DATE 21 Nov 1955  
1 ENDL  
2 DATE 20 Mar 1957  
1 SLGC  
2 DATE 25 SEP 1957  
2 TEMPLE SG  
1 FAMILY @26@  
1 SOURCE @27@  
0 @12@ INDIVIDUAL  
1 NAME Frances Jane Farwell  
1 SEX F  
1 BIRTH  
2 DATE 20 Nov 1831  
2 PLACE Greene, Androscoggin, Me.  
1 DEATH  
2 AGE 18  
1 BAPL  
2 DATE 21 Nov 1955  
1 ENDL  
2 DATE 3 Apr 1956  
1 SLGC  
2 DATE 25 SEP 1957  
2 TEMPLE SG  
1 FAMILY @26@  
1 SOURCE @27@  
0 @13@ INDIVIDUAL  
1 NAME John Milton Farwell  
1 SEX M  
1 BIRTH  
2 DATE 22 SEP 1833  
2 PLACE Greene, Androscoggin, Me.  
1 DEATH  
2 DATE 17 Jul 1866  
1 MARRIAGE  
2 DATE 3 Jul 1859

2 SPOUSE @23@  
1 BAPL  
2 DATE 14 Sep 1953  
1 ENDL  
2 DATE 20 Nov 1953  
1 SLGC  
2 DATE 25 SEP 1957  
2 TEMPLE SG  
1 FAMILY @26@  
1 SOURCE @27@  
0 @14@ INDIVIDUAL  
1 NAME Levi C. Farwell  
1 SEX M  
1 BIRTH  
2 DATE 18 Jul 1837  
2 PLACE Greene, Androscoggin, Me.  
1 MARRIAGE  
2 DATE 13 Jun 1859  
2 SPOUSE @24@  
1 BAPL  
2 DATE 21 Nov 1955  
1 ENDL  
2 DATE 15 May 1956  
1 SLGC  
2 DATE 25 SEP 1957  
2 TEMPLE SG  
1 FAMILY @26@  
1 SOURCE @27@  
0 @15@ INDIVIDUAL  
1 NAME Angeline Farwell  
1 SEX F  
1 BIRTH  
2 DATE 3 Jul 1840  
2 PLACE Greene, Androscoggin, Me.  
1 SPOUSE @25@  
1 BAPL  
2 DATE 21 Nov 1955  
1 ENDL  
2 DATE 3 Apr 1956  
1 SLGC  
2 DATE 25 SEP 1957  
2 TEMPLE SG  
1 FAMILY @26@  
1 SOURCE @27@  
0 @16@ INDIVIDUAL  
1 NAME Josephine Farwell  
1 SEX F  
1 BIRTH  
2 DATE 23 Oct 1842  
2 PLACE Greene, Androscoggin, Me.  
1 BAPL  
2 DATE 21 Nov 1955

1 ENDL  
2 DATE 4 Apr 1956  
1 SLGC  
2 DATE 25 SEP 1957  
2 TEMPLE SG  
1 FAMILY @26@  
1 SOURCE @27@  
0 @17@ INDIVIDUAL  
1 NAME Son Farwell (twin)  
1 SEX M  
1 BIRTH  
2 DATE 22 Oct 1829  
2 PLACE Greene, Androscoggin, Me.  
1 DEATH Infant  
1 BAPL Child  
1 ENDL Child  
1 SLGC  
2 DATE 4 Dec 1969  
2 TEMPLE SG  
1 FAMILY @26@  
1 SOURCE @27@  
0 @18@ INDIVIDUAL  
1 NAME Harford HURD  
1 SPOUSE @7@  
1 SOURCE @27@  
0 @19@ INDIVIDUAL  
1 NAME Benjamin JOY  
1 SPOUSE @8@  
1 SOURCE @27@  
0 @20@ INDIVIDUAL  
1 NAME Aby STINTCHFIELD  
1 SPOUSE @9@  
1 SOURCE @27@  
0 @21@ INDIVIDUAL  
1 NAME Elmira JOY  
1 SPOUSE @10@  
1 SOURCE @27@  
0 @22@ INDIVIDUAL  
1 NAME Goodwin CASWELL  
1 SPOUSE @11@  
1 SOURCE @27@  
0 @23@ INDIVIDUAL  
1 NAME Eliza Kent STEVENS  
1 SPOUSE @13@  
1 SOURCE @27@  
0 @24@ INDIVIDUAL  
1 NAME Eliza G. ALLEN  
1 SPOUSE @14@  
1 SOURCE @27@  
0 @25@ INDIVIDUAL  
1 NAME Edward LARIBY  
1 SPOUSE @15@



1 SOURCE @27@  
0 @26@ FAMILY  
1 HUSBAND @1@  
1 WIFE @4@  
1 MARRIED  
2 DATE 31 Jan 1818  
2 PLACE Leeds, Andrescoggin, Maine  
3 NOTE Int. filed in Vassalboro, Ma.  
1 SLGS  
2 DATE 18 Sep 1957  
2 TEMPLE SG  
1 CHILD 1  
2 INDIVIDUAL @7@  
1 CHILD 2  
2 INDIVIDUAL @8@  
1 CHILD 3  
2 INDIVIDUAL @9@  
1 CHILD 4  
2 INDIVIDUAL @10@  
1 CHILD 5  
2 INDIVIDUAL @11@  
1 CHILD 6  
2 INDIVIDUAL @12@  
1 CHILD 7  
2 INDIVIDUAL @13@  
1 CHILD 8  
2 INDIVIDUAL @14@  
1 CHILD 9  
2 INDIVIDUAL @15@  
1 CHILD 10  
2 INDIVIDUAL @16@  
1 CHILD 11  
2 INDIVIDUAL @17@  
1 SOURCE @27@  
0 @27@ SOURCE Family Group Record  
1 SUBMISSION 70150  
2 FREP Clyde Redmond Nichols Sr.  
3 RELA ggson  
2 SUBMITTER Clyde R. Nichols Sr.  
3 ADDRESS 125 Ponce de Leon  
4 CONT Spartanburg, So. Carolina  
2 SHEET 04A  
3 SOURCE Family records  
4 CONT F. Me V 2 p 201  
4 CONT F Me. L 3 F Me 11 pt.42 p 42  
4 CONT 1850, 1860, 1870 Census;  
4 CONT Tombstones & death certs  
4 CONT for both parents; handwritten record of family  
4 CONT marriages from handwritten record of wife of child  
+ #7; 1850 census shows her living in home with  
+ husband and his parents



## INTRODUCTION

This document defines formats and rules for four defined GEDCOM value types:

- Names--Used with the NAME tag
- Dates--Used with the DATE tag
- Places--Used with the PLACe tag
- Resource identifiers--Used with the SOURce and DESTination tags.
- Time--Used with the TIME tag

These same formats should also be used with other GEDCOM tags, where possible.

In the future, standards will be established for value format definitions for digitized photo, audio, and video information, and probably others. Suggestions are welcome. An archival format standard will also be created to define how to represent original source information within the GEDCOM architecture.

## SCOPE

This document applies to values found in genealogical data, namely families and individuals. It does not define how to represent values in original source records, and does not discuss tag definitions or how to use them. Value types other than those listed above have not yet been defined, but will be.

This document does not describe methods for identifying or using standardized names of localities or individuals; rather, it describes how to record actual names in lineage-linked genealogical data.

## APPLICATION

All genealogical information represented in GEDCOM format that contains names, dates, and places will follow the standard set forth here.

## STANDARD

### Names

Names consist of a string of one or more name pieces, separated by spaces, or by a slash (/) in the case of the surname. The first letter of each name is capitalized in the usual manner--first letter capitalized, others lowercased, unless the conventional usage of the name was otherwise, such as McMurray.

Surnames are immediately preceded by a slash (/) and, when given names follow, are also terminated by a slash.

The surname comes after the given name(s), unless the name is from a culture in which names are conventionally spoken in some other order. The guiding rule is to record the name pieces in the order customarily used by the individual when speaking his or her name to someone recording it.

**Examples:**

William Lee/Parry	
William/Parry/Lee	(Surname Parry spoken in middle)
/Parry	(No given names)
William	(No surname)
William/Lee Parry/	(Lee Parry is surname)

Ellipses—three periods (...)—should be used in place of name pieces or parts of name pieces that are illegible but present in a record.

**Examples:**

William Lee/Pa...	(Part of surname is illegible)
William .../Parry	(Second given name is illegible)

If diacritics or special characters are present in a name, they should be preserved in the manner described in the GEDCOM character-set standard document.

Names of individuals who were known by more than one name should be recorded in the manner described for the ALIAS tag in the GEDCOM standard tags document.

**Dates**

Dates are of two kinds: regular and irregular.

Regular dates are bonafide dates from the conventional Gregorian calendar, and will be represented in the form dd mmm yyyy where dd is the day of the month with no leading zero, mmm is the capitalized first three letters of the English name of the month, and yyyy is the four-character numeric year. The day and month may be omitted if unknown. The following are examples of valid regular dates:

29 FEB 1960  
1 JUN 1802  
10 JAN 1802  
1802

Irregular dates are dates that do not fit the regular date format. These include dates from calendars other than the conventional Gregorian calendar, partial dates (except where only the year is known as stated above), approximate dates, date ranges, illegible dates, feast dates, dates before 1000 AD, etc. These are typically treated as unformatted strings of characters, and are to be recorded exactly as they appear in the source.

Ellipses—three periods (...)—must be used for illegible portions. The following are valid irregular dates:

4/5 January 1751/52	(Pre-1752 English)
24 7ber 1725	(Pre-1752 English)
MDCCCXV	(Non-Gregorian calendar)
2 days after Easter, 1690	(Feast date)

---

13 Vend 11	(Non-Gregorian calendar)
7-12-84	(July 12th or December 7th?; 1984 or 1884?)
5 June	(Year missing)
5 June ...	(Year present but illegible)
Abt. 1850	(Approximate date)
Before 3 MAR 1913	(Approximate date)
Between 1904 and 1905	(Approximate date)
From 1904 to 1905	(Date range)
962 AD	(Prior to 1000 AD)
600 BC	(Prior to 1000 AD)

### Places (Localities)

Place names consist of a string of one or more jurisdiction names, each separated from the other by a comma (a following space is optional), when each jurisdiction name is the name of a unit in a political, ecclesiastical, or geographical hierarchy. Each jurisdiction name consists of one or more name pieces separated by spaces. Name pieces are capitalized exactly as they are found in the source. The jurisdictions should be listed in order of increasing size, smallest first. If an intermediate jurisdiction is known to exist, but its name cannot be determined, then its absence should be indicated by adjacent commas, such as a city and state given without a county being identified.

The number of jurisdictions varies depending on the source. If the country referred to in the data, and the countries in which the data may be prepared or used are not all the same, then the place name must include the name of the country jurisdiction or an internationally recognized abbreviation with no abbreviation punctuation--USA, not U.S.A.

Ellipses--three periods (...)--should be used to indicate that part or all of a name piece is illegible.

If a name listed on the original record appears to be misspelled, its spelling should be preserved, not changed.

The following are examples of valid place names:

Salt Lake City, Salt Lake, Utah, USA  
Green, ...ango County, New York  
Green, Chenango County, Now York

Green,, New York

(Used outside USA)  
(Illegibility)  
(Spelling. Do not change Now to  
New; leave it as it was)  
(Missing jurisdiction)

### Resource Identifiers

A resource identifier is a string of alphanumeric characters, and all alpha characters capitalized. Resource identifiers are the values that appear with the SOURCE and DESTINATION tags in a GEDCOM header record that identify the source and destination systems by system ID and version number separated by a space. A resource identifier specifies a logical resource. It is converted to a complete physical resource specification by the routing and receiving system at the time a message is sent, thus allowing the configuration of destination resources to change without having to modify pointers in databases or programs that request resources. An example of a resource identifier would be PAF 2.0.

### Time

Within the routing and receiving system a time stamp will be used to identify when a request was received. This is accomplished by using the TIME tag in GEDCOM. The time is designated in 24 hour clock notation and appears as HH:MM:SS where HH is the hour of the day, MM is the number of minutes into the hour, and SS is the number of seconds into the minute.

This tag may also be used in other GEDCOM records where time needs to be identified. In some birth records time has been recorded and can be identified using the TIME tag. This information should be recorded in the format that was used in the original source document.

## INTRODUCTION

One GEDCOM objective is to facilitate the interchange of diverse genealogical data in different character sets and languages. This standard specifies the character sets supported by GEDCOM and the associated escape sequences required to change from one character set to another during a transmission.

## DEFINITIONS

### ALA character set

American Library Association character set, widely used in library systems. It is officially known as Extended Latin Alphabet Coded Character Set for Bibliographic Use. [American National Standards (ANSI) Z39.47-1985]. It is also called the MARC character set. In this document, it is referred to as 8 bit ANSEL [American National Standard for Extended Latin Alphabet Coded Character Set for Bibliographic Use] character set. See Appendix B.

### Diacritic

A graphic mark, point, or sign used with alphabetic graphic characters to distinguish them by form or sound.

### Escape sequence

A string of characters used for control purposes in code-extension procedures or for indicating a change to a different character set.

## BACKGROUND

On 8 January 1986, the Genealogical Information System Administrative Council considered the GIS User's Committee Position Paper on Diacritics and decided on three requirements:

- Diacritics will be included in all Genealogical Information System text and bibliographic information.
- All Genealogical Information System data-entry and retrieval subsystems will include the capability of entering and displaying diacritics.
- All Genealogical Information System data base and processing components will include the capability to process and store diacritics.

## SCOPE

This standard specifies the character sets supported by GEDCOM and defines conventions in representing character sets and associated escape sequences.

Implementation methods associated with multilingual processing, such as keyboard arrangements, sorting sequences, and character and graphic representations (font styles, proportionate spacing, etc.) on the CRT and/or printers, are not included in this standard.

This standard does not define any formatting, transmission, error correction, or other communications protocols.

## APPLICABILITY

This standard applies to interfaces among all Family History Department data-processing applications using the GEDCOM format and to other applications that interface with Family History Department applications using the GEDCOM format.

The standard does not apply to the transfer of data between tasks in an application, except when such transfers use GEDCOM.

## REFERENCES

Genealogical Department Internal Memorandum, from GIS Administrative Council to GIS User's Committee Regarding Diacritics and the Genealogical Information System, 13 January 1986.

Extended Latin Alphabet Coded Character Set for Bibliographic Use. [American National Standards (ANSI) Z39.47-1985]. Reprinted in Appendix B.

8-bit ASCII--Structure and Rules (Proposed Draft). [American National Standards (ANSI) X3.134.1-198x].

7-bit and 8-bit ASCII Supplemental Multilingual Graphic Character Set (ASCII Multilingual Set) (Proposed Draft). [American National Standards (ANSI) X3.134.2-198x].

## STANDARD

### Character Sets

When the application requirements call for preserving the full integrity of original Roman-alphabetic languages, including diacritics and special characters, the 8-bit ANSEL character set is used. [Default Character set]



When an application cannot be supported by the 8 bit ANSEL character set, one can choose a character set(s) from those registered by the Data Administration Section of the Family History Department. Those character sets which are currently registered are found in Appendix A. Those who have need to use character sets other than those registered, please consult the Family History Department Data Administration Section.

### Changing Character Sets

The default and initial character set for a GEDCOM transmission is the 8 bit ANSEL character set.

If the data to be interchanged is in a character set other than the ANSEL, or when the data changes from one character set to another, the change is to be indicated by a character set change escape sequence.

The character set change escape sequence is to be represented by the following conventions:

`(space)@#C...:LEN@`

The `(space)@#C` signals a change from the present character set. The ... represents a code designating what new character set (or non-character representation) will be in effect as registered in Appendix A. The `:LEN` is an optional attribute (variable length) that states the length, in bits for non-character data [such as binary data] or number of characters in the new character set, of the following changed data. At the end of that length, representation returns to the current character set. The trailing `@` signals that the next byte or bit begins the new representation.

The escape sequence is context insensitive and may appear any place and as many times as needed in the body of the data, including within a given field. This sequence is ignored in identifying the parts of a GEDCOM line, such as level, tag value, and terminator.

The occurrence of the character set escape sequence signals that the data following the escape sequence is represented in a different character set, as shown here:

`XXXXXXXXXXXX @#C002@YYYYYYYYYYY @#C001@XXXXXXXX`

where

- X indicates a character in the 8 bit ANSEL character set,
- Y indicates a character in 8 bit US ASCII, and

Note that the at sign, pound sign, the letter C, and the three digits of the character set code will be represented by different character codes in each case, depending on the codes assigned for those symbols in each character set. The escape sequence is given in character codes from the most recently-specified character set.

Note also that all three changes shown above could have occurred on the same line.

## APPENDIX A. GEDCOM Character Sets

The following codes are placed in a GEDCOM line to indicate a change to the associated character set:

@#C001 (Default)	8 bit ANSEL character set
@#C002	US ASCII (ANSI 8-bit)

## APPENDIX B. 8 bit ANSEL Character Set

## ANSEL character set pages 6 - 10

This material is extracted and reproduced with permission from American National Standard (American National Standard for Extended Latin Alphabet Character Set for Bibliographic Use, Z39.47-1985), copyright 1985 by the American National Standards Institute. Copies of this standard may be purchased from the American National Standards Institute at 1430 Broadway, New York, N.Y. 10018.

	0	1	2	3	4	5	6	7	8	9	10	11	12	13	14	15
0000	0	0	0	0	0	0	0	0	0	0	0	0	0	0	0	0
0001	0	0	0	0	0	1	1	1	1	0	0	0	0	1	1	1
0010	0	0	0	1	1	0	0	1	1	0	0	1	1	0	0	1
0011	0	1	0	1	0	1	0	1	0	1	0	1	0	1	0	1
0100	0	1	0	1	0	1	0	1	0	1	0	1	0	1	0	1
0101	0	1	0	1	0	1	0	1	0	1	0	1	0	1	0	1
0110	0	1	0	1	0	1	0	1	0	1	0	1	0	1	0	1
0111	0	1	0	1	0	1	0	1	0	1	0	1	0	1	0	1
1000	0	1	0	1	0	1	0	1	0	1	0	1	0	1	0	1
1001	0	1	0	1	0	1	0	1	0	1	0	1	0	1	0	1
1010	0	1	0	1	0	1	0	1	0	1	0	1	0	1	0	1
1011	0	1	0	1	0	1	0	1	0	1	0	1	0	1	0	1
1100	0	1	0	1	0	1	0	1	0	1	0	1	0	1	0	1
1101	0	1	0	1	0	1	0	1	0	1	0	1	0	1	0	1
1110	0	1	0	1	0	1	0	1	0	1	0	1	0	1	0	1
1111	0	1	0	1	0	1	0	1	0	1	0	1	0	1	0	1
4321	0	1	0	1	0	1	0	1	0	1	0	1	0	1	0	1

Figure 2 Code Table

\*Redefined in the extended Latin alphabet coded character set.

Reserved for control characters.

Reserved for future standardization.

Corners (Reserved)

## 6. Legend

NOTE: The legend for ASCII characters in 6.3 and 6.4 is adapted from ANSI X3.4-1977. For complete information on the use of ASCII refer to the latest edition of that standard.

### 6.1 ANSEL Spacing Graphic Characters

7-Bit Col/Row	8-Bit Col/Row	Graphic	Name	Example of Use
2/1	10/1	Ł	slash L — uppercase	Łódź
2/2	10/2	Ø	slash O — uppercase	Øst
2/3	10/3	Ð	slash D — uppercase	Ðuro
2/4	10/4	Þ	thorn — uppercase	Þann
2/5	10/5	Æ	ligature AE — uppercase	Ægir
2/6	10/6	Œ	ligature OE — uppercase	Œuvre
2/7	10/7	·	miągki znak	Fakul' tez
2/8	10/8	·	middle dot	novej·ta
2/9	10/9	b	musical flat	Bb
2/10	10/10	®	patent mark	ABC®
2/11	10/11	±	plus or minus	A ± B
2/12	10/12	Œ	hook O — uppercase	Œ
2/13	10/13	Ū	hook U — uppercase	XŪA
2/14	10/14	’	alif	Un'yusho
3/0	11/0	·	'ayn	fa'īl
3/1	11/1	ł	slash l — lowercase	rozbił
3/2	11/2	ø	slash o — lowercase	høj
3/3	11/3	ð	slash d — lowercase	davoia
3/4	11/4	þ	thorn — lowercase	þann
3/5	11/5	æ	ligature æ — lowercase	skæg
3/6	11/6	œ	ligature œ — lowercase	œuvre
3/7	11/7	·	tvěrdyĭ znak	ob'tavlenie
3/8	11/8	ı	dotless i — lowercase	masalı
3/9	11/9	£	British pound	£5.00
3/10	11/10	ð	eth	verður
3/12	11/12	o	hook o — lowercase	Œ
3/13	11/13	u	hook u — lowercase	Tu Duz
4/0	12/0	°	degree sign	10°C
4/1	12/1	ℓ	script ℓ	25 ℓ
4/2	12/2	®	phonograph record copyright mark	Decca ®
4/3	12/3	©	copyright mark	© 1974
4/4	12/4	♯	musical sharp	D♯
4/5	12/5	¿	inverted question mark	¿Qué?
4/6	12/6	¡	inverted exclamation mark	¡Esta!

<sup>1</sup> In bibliographic work, the script ℓ, ℓ, is commonly used as an abbreviation for the term "leaves." It shall not be used as a symbol for the unit of measure "liter."

## 6.2 ANSEL Nonspacing Graphic Characters

7-Bit Col/Row	8-Bit Col/Row	Graphic	Name	Example of Use
6/0	14/0	◌̇	low rising tone mark	cùì
6/1	14/1	◌̀	grave accent	règìe
6/2	14/2	◌́	acute accent	está
6/3	14/3	◌̂	circumflex accent	même
6/4	14/4	◌̃	tilde	niño
6/5	14/5	◌̄	macron	gājējs
6/6	14/6	◌̆	breve	altă
6/7	14/7	◌̇	dot above	žaba
6/8	14/8	◌̈	umlaut (dieresis)	öppna
6/9	14/9	◌̋	háček	vždy
6/10	14/10	◌̌	circle above (angstrom)	hår
6/11	14/11	◌̍	ligature, left half	akademīā
6/12	14/12	◌̎	ligature, right half	akademīā
6/13	14/13	◌̏	high comma, off center	rozdeľovac
6/14	14/14	◌̐	double acute accent	időszaki
6/15	14/15	◌̑	candrabindu	Alīev
7/0	15/0	◌̒	cedilla	ça
7/1	15/1	◌̓	right hook	vieta
7/2	15/2	◌̔	dot below	teđa
7/3	15/3	◌̕	double dot below	khutbah
7/4	15/4	◌̖	circle below	Maharṣicaritāmṛtam
7/5	15/5	◌̗	double underscore	Ghulam
7/6	15/6	◌̘	underscore	samar
7/7	15/7	◌̙	left hook	darziṇa
7/8	15/8	◌̚	right cedilla	khong
7/9	15/9	◌̛	half circle below (upadhmaniya)	humantuṣ
7/10	15/10	◌̜	double tilde, left half	ṅaian
7/11	15/11	◌̝	double tilde, right half	ṅaian
7/14	15/14	◌̞	high comma, centered	geotermika

## 6.3 ASCII Control Characters

<u>Col/ Row</u>	<u>Mnemonic and Meaning</u>	<u>Col/ Row</u>	<u>Mnemonic and Meaning</u>
0/0	NUL Null	1/0	DLE Data Link Escape
0/1	SOH Start of Heading	1/1	DC1 Device Control 1
0/2	STX Start of Text	1/2	DC2 Device Control 2
0/3	ETX End of Text	1/3	DC3 Device Control 3
0/4	EOT End of Transmission	1/4	DC4 Device Control 4
0/5	ENQ Enquiry	1/5	NAK Negative Acknowledge
0/6	ACK Acknowledge	1/6	SYN Synchronous Idle
0/7	BEL Bell	1/7	ETB End of Transmission Block
0/8	BS Backspace	1/8	CAN Cancel
0/9	HT Horizontal Tabulation	1/9	EM End of Medium
0/10	LF Line Feed	1/10	SUB Substitute
0/11	VT Vertical Tabulation	1/11	ESC Escape
0/12	FF Form Feed	1/12	FS File Separator
0/13	CR Carriage Return	1/13	GS Group Separator
0/14	SO Shift Out	1/14	RS Record Separator
0/15	SI Shift In	1/15	US Unit Separator
		7/15	DEL Delete

## 6.4 ASCII Graphic Characters

<u>Col/Row</u>	<u>Graphic</u>	<u>Name</u>
2/0	SP	Space (Normally Nonprinting)
2/1	!	Exclamation Point
2/2	"	Quotation Marks (Diaeresis)
2/3	#	Number Sign
2/4	\$	Dollar Sign
2/5	%	Percent Sign
2/6	&	Ampersand
2/7	'	Apostrophe (Closing Single Quotation Mark; Acute Accent)
2/8	(	Opening Parenthesis
2/9	)	Closing Parenthesis
2/10	*	Asterisk
2/11	+	Plus
2/12	,	Comma (Cedilla)
2/13	-	Hyphen (Minus)
2/14	.	Period (Decimal Point)
2/15	/	Slant
3/0 to 3/9	0...9	Digits 0 through 9
3/10	:	Colon
3/11	;	Semicolon
3/12	<	Less Than
3/13	=	Equals
3/14	>	Greater Than
3/15	?	Question Mark
4/0	@	Commercial At
4/1 to 5/10	A...Z	Uppercase Latin Letters A through Z
5/11	[	Opening Bracket
5/12	\	Reverse Slant
5/13	]	Closing Bracket
5/14	^	Circumflex
5/15	_	Underline
6/0	`	Opening Single Quotation Mark (Grave Accent)
6/1 to 7/10	a...z	Lowercase Latin letters a through z
7/11	{	Opening Brace
7/12		Vertical Line
7/13	}	Closing Brace
7/14	~	Tilde



## INTRODUCTION

The GEDCOM format is used to transfer a wide variety of data to a wide variety of computer systems. It is necessary to provide identifying and routing information in header and trailer records on each GEDCOM transmission to make sure the data gets to the right place. This section describes the tags and values required in GEDCOM header and trailer records.

## SCOPE

This standard specifies GEDCOM transmission header and trailer formats. The header and trailer are used by the Family History Department's Receiving and Routing System to insure that transmissions are correctly routed. These formats may also include information to help an application software system process the data in the transmission. The header and trailer are separate from any other protocols attached to the transmission by an electronic communications network.

This standard does not address the content of application messages, character sets used to represent data, or transmission error correction.

## APPLICABILITY

This standard applies to GEDCOM transmissions among all Family History Department applications and to transmissions among other applications that interface with Family History Department applications.

## STANDARD

### Transmission Header

A transmission header has both required and optional GEDCOM lines. Each line begins with a level number and a tag (capital letters), and may be followed by a value. The optional lines identified in this standard do not constitute an exhaustive list of optional lines. They simply represent some possibilities.

### Required Lines

The following lines are required in all GEDCOM transmission headers.

- 0 HEAD. The first line of a GEDCOM transmission is always a HEAD line occurring at level 0. No value is specified. All other GEDCOM lines in the header are at levels subordinate to the header.

- **1 SOUR.** The content of the value field for this SOURce line is the resource identifier (the name) of the system or file where the transmission originates and the version number of the system. This appears as the system identifier, a space, then the version number.
- **1 DEST.** The value for this DESTination line is the resource identifier of the system or file to which the transmission is being sent. If the transmission is to be sent to multiple destinations, include a separate DEST line with resource identifier for each destination. Do not include a version number, it is not required or needed.

A resource identifier is a single string of alphanumeric characters that identify any system, file, etc. that may participate in a GEDCOM transmission as either a sender or a receiver. The receiving and routing function of the Family History Department associates this identifier with the actual locations of the sender and receiver. This permits relocation of systems and files without modification of the systems that initiate transmissions or of data containing pointers to records in other systems. The resource identifier is assigned by the Data Administration section of the Family History Department.

#### Optional Lines

- **1 DATE.** This line has the date the GEDCOM transmission was generated by the sender. The content of the value field for this line is discussed in the STANDARD FOR GEDCOM VALUE FORMATS.
- **1 TIME.** This line has the time the GEDCOM transmission was generated by the sender. The content of the value field for this line is discussed in the STANDARD FOR GEDCOM VALUE FORMATS.
- **1 CHAR.** This line is used to change from the default character set of the header to some other character set. If used, it must follow the required lines of the header.

#### Character Set

The required lines of a GEDCOM transmission are always coded in 8-bit ANSEL characters restricted to decimal codes 10 (line feed), 13 (carriage return), and 32 thru 126 (printable characters). The characters specified are identical in the 7-bit US ASCII character set.

If the computer generating the transmission cannot accommodate this default character set, at least the required lines of the header must be converted to it before sending the transmission to any other computer which does support it.

A change of character sets, whether in the header or in the body of the data, has effect only for that transmission. Any subsequent transmissions must begin in the default character set.

#### Transmission Trailer

A GEDCOM transmission is terminated by a single TRLR (trailer) line occurring at level 0. No value field is specified for this line.

## INTRODUCTION

This standard is needed in order to establish the physical environment in which GEDCOM is used.

## SCOPE

This standard specifies what physical media may be used to transport a GEDCOM transmission from one computer to another computer and specifies how the media itself is physically organized to carry the data. This standard does not address the content of application messages or character sets used to represent data.

## APPLICABILITY

This standard applies to interfaces between all Family History Department data processing applications using the GEDCOM format and to other applications which interface with Family History Department applications using the GEDCOM format.

It also applies to computer media which are used to archive data from Family History Department applications in GEDCOM format.

It does not specifically constrain the transfer of data between tasks within an application, but should be applied when such transfers are done using GEDCOM.

## REFERENCES

Information Systems Practice 202. Data Communications Standards

Information Systems Practice 203. Information Systems Hardware and System Software Product Shopping List Standard

## DEFINITIONS

Electronic Communications. The means to transfer information between two separate computer systems via a direct, electrical connection between them.

## STANDARD

The sending and receiving systems transferring data in GEDCOM format will agree to use one or more media from the following list.

### 3 1/2" Floppy Diskette

720K formatted capacity diskette that is constructed and formatted for use in the IBM PC Convertible lap top computer running MS DOS 3.2 and the IBM PS2 computer. The 1.44M formatted diskette for the IBM PS2 is also an acceptable diskette for use in this standard.

400K and 800K formatted Apple Macintosh diskette.

### 5 1/4" Floppy Diskette

- 360K formatted capacity diskette that is constructed and formatted for use in the IBM PC standard desk top computer running MS DOS 2.1.
- 1.2M formatted capacity diskette that is constructed and formatted for use in the IBM PC AT desk top computer running MS DOS 3.1.
- 124K (16 sector) formatted capacity diskette that is constructed and formatted for use in the Apple II family of computers running AppleDOS 3.3.
- 191K single sided, double density formatted capacity diskette that is constructed and formatted for use in the Kaypro family of computers running CP/M.

### 5 1/4" Iomega 20 Megabyte Cartridge

### 1/2" Magnetic Tape

9-track, 1600 BPI, unlabeled, phase encoded magnetic tape or 9-track, 6250 BPI, labeled, Group Coded Recording (GCR) magnetic tape.

### Electronic Communications

Standards for electronic communications as specified in ISD's Information Systems Practices 202 and 203 will be followed. For PC to PC type asynchronous communications over dial-up phone lines, these standards call for the use of Bell 212A type modems at 300 or 1200 bps with either TTY, Hayes Verification, XMODEM, or X.PC protocols.

### Internal Disk Files

The normal internal text file format of the computer in which the GEDCOM data is placed.

## Family History Department Information Systems Practice

GEDCOM Tag Definitions--Department Use (all definitions)

Page: 1 of 38

---

Approved: Version 0.3, 9 October 1987

Number: 0048e

### INTRODUCTION

A common understanding of what tags mean is required in order to retain uniformity in the identification of information that is being transmitted. This document has been prepared to give a basis for that common definition of GEDCOM tags.

### SCOPE

All GEDCOM tags that are being widely used and require a common understanding and definition are to be included as a part of this document.

Tags that do not conform to the current requirements for data tags as outlined in the document which contains the standards for GEDCOM data tags are not included in this document.

### APPLICATION

The GEDCOM data tags that have been approved and defined are in this document and should be used in accordance with the definition that accompanies the tag. If you require that a new data tag be created Data Administration of the Projects and Planning Division of the Family History Department should be contacted for approval.

### REFERENCES

Genealogical Data Communication (GEDCOM) version dated 9 February 1987

---

STANDARD

<u>TAG</u>	<u>TAGNAME</u>	<u>DEFINITION</u>
ABY	ABEYANCE	A code associated with the name of an individual to prohibit processing for temple ordinances.
ACTI	ACTION_CODE	Indicates how this data is to affect a file.
ADDI	ADDITIONAL	A relationship or information that exists which gives more detail.
ADDR	ADDRESS	Identifies where a person or business has resided or does reside or receives mail.
ADMI	ADMINISTRATOR	A person legally vested with the right of administration of an estate.
ADOP	ADOPTION	The act of legally creating a parent-to-child relationship that does not exist by blood.
AENT	A_ENTRIES	Key entry of data by a data entry operator.
AGE	AGE	The age of the individual at the date the document was created or as referenced in a document.
ALIA	ALIAS	Alternate name(s) used to identify the same person. Name(s) by which a person is otherwise known.
ALPH	ALPHA_CODE	A control character or set of characters.
ANCE	ANCESTOR	A person from whom other people descended.
AREA	AREA	An LDS ecclesiastical unit presided over by an Area Presidency.
ASSD	ASSIGNED	Responsibility is given to an area or department.

---

<u>TAG</u>	<u>TAGNAME</u>	<u>DEFINITION</u>
ASSI	ASSISTANT	A person who helped or worked with the officiator in performing an ordinance.
BAPL	BAPTISM_LDS	The ordinance of immersion for the remission of sins performed by Latter-day Saint priesthood authority.
BAPM	BAPTISM	The Christian act signifying spiritual rebirth and admitting the recipient to the Christian community through the ritual use of water, often referred to as christening, which is traditionally used.
BATC	BATCH	A group of records processed together.
BENT	B_ENTRIES	The re-keying of data for verification.
BIC	BIC	Born in the Covenant.
BIRT	BIRTH	The event of entering into life.
BLES	BLESSING	The ordinance of bestowing or invoking divine concern, care, intercession, affirmation, guidance, direction, will, etc.
BLSL	BLESSING_LDS	The ordinance of blessing and naming a child.
BRID	BRIDE	Woman to be married.
BUC	BUC	Born under the covenant.
BURI	BURIAL	The event of disposing of the mortal remains of a person who has died.
CANC	CANCELLATION OF SEALING	A decree by the President of the Church nullifying a sealing ordinance.

<u>TAG</u>	<u>TAGNAME</u>	<u>DEFINITION</u>
CAUS	CAUSE	The reason.
CENS	CENSUS	A periodic count of the population.
CHAN	CHANGES	Corrections and/or modifications to be or that have been made.
CHAR	CHARACTER	This tag is used to identify a change in character set for a transmission.
CHEC	CHECK_SUM	A mathematical procedure used to help verify the accuracy of data.
CHEK	CHECK_BY	The name of the examiner.
CHIL	CHILD	Natural, adopted, or sealed offspring of a father and mother.
CHR	CHRISTENING	The non-LDS ceremony of baptizing and naming.
CITA	CITATION	Reference to the source of the information used for genealogical purposes.
CITY	CITY	An incorporated municipal unit.
CIVI	CIVIL_CONDITION	Marital status of the individual as listed in the census.
CLEA	CLEARED	The status of an individual record which has been approved for proxy temple ordinances
CLRK	CLERK	The person who was the recorder.
CO	COUNTY	A local administrative unit or territorial division in some countries.



---

<u>TAG</u>	<u>TAGNAME</u>	<u>DEFINITION</u>
CODE	CODE	A symbolic method of representing data or an occurrence.
CODI	CODICIL	An addition, change, or amendment to a will.
COLO	COLOR	A symbol indicating the color of an individual as listed in some US census records.
COMM	COMMENT	Additional information about a specific item or subject.
CONE	CONFIDENTIAL _CODE	A code which indicates the information can be accessed only by authorized individuals. It may refer to a field or an entire record.
CONF	CONFIRMATION	A Christian rite conferring the gift of the Holy Ghost and among protestants full church membership.
CONL	CONFIRMATION_LDS	The ordinance by which a person receives the Gift of the Holy Ghost and becomes a member of the Church.
CONT	CONTINUATION	An indicator that additional information follows.
CORR	CORRECTION	A modification to or update of an existing record and/or field.
COUN	COUNT	Number of items in a batch.
COUP	COUPLE	A husband and his wife.
CREA	CREATION	The process in which data comes into existence in its current environment.

---

<u>TAG</u>	<u>TAGNAME</u>	<u>DEFINITION</u>
CTRY	COUNTRY	That portion of the locality which identifies the particular country.
DATA	DATA	Stored information.
DATE	DATE	The period in time when an event took place.
DAU	DAUGHTER	A female child described by a relationship to parents .
DEAT	DEATH	The event terminating mortal life.
DESC	DESCENDANT	One who is descended from, such as a child or grandchild.
DEST	DESTINATION	Terminating point of a journey.
DIV	DIVORCE	A civil action dissolving a marriage. Divorce does not terminate a temple sealing.
DUP	DUPLICATE	Recurrence of the same data or information about the same person.
DWEL	DWELLING	Place of residence.
EMIG	EMIGRATION	The act of leaving a homeland with the intent of locating elsewhere.
END	END	A termination.
ENDL	ENDOWMENT_LDS	One of the essential temple ordinances of the Church required for exaltation.
ENTR	ENTRY	A name or label accompanied by genealogical identifiers that are entered into the computer and given an "entry number."

---

<u>TAG</u>	<u>TAGNAME</u>	<u>DEFINITION</u>
ENUM	ENUMERATION DISTRICT	A division within an area for census enumeration.
ENUR	ENUMERATOR	Person accumulating the census information.
EOF	END_OF_FILE	An indicator that no more records exist in a file.
EVAL	EVALUATION	An indication that a record has been evaluated.
EVEN	EVENT	The recorded happening used to identify an individual.
EXCO	EXCOMMUNICATION	A recorded event which terminated church membership.
EXEC	EXECUTOR	The person appointed by a testator to execute his will.
EXPL	EXPLANATION	A note giving detail concerning a specific item.
EXTR	EXTRACTOR	The person who transcribes a person's name and genealogical information from a record into a standard format for inclusion in a computer file.
FAM	FAMILY	A husband and wife and their children, if any.
FAMC	FAMILY_CHILD	A family in which an individual appears as a child.
FAMF	FAMILY_FILE	Records for temple work for which the family will provide proxies.
FAMO	FAMILY ORGANIZATION	A group of people who are doing research for a particular family for a particular time period and/or locality.
FAMR	FAMILY REPRESENTATIVE	Any individual who is a designated representative for a family.
FAMS	FAMILY_SPOUSE	A family in which an individual appears as a spouse.
FATH	FATHER	A male parent.

---

<u>TAG</u>	<u>TAGNAME</u>	<u>DEFINITION</u>
FEMA	FEMALE	A woman or girl.
FGR	FAMILY GROUP RECORD	A record that shows a family group consisting of father, mother, and children (if any).
FILE	FILE	A storage place, ordered and arranged for preservation and reference.
FLAG	FLAG	An indicator in a record.
FOLI	FOLIO	An identifying reference.
FONL	FILE_ONLY	A flag indicating that this record contains a Family Group Record form submitted for use in the four-generation program, or donated to the department for use in genealogical research.
FORE	FORENAME	A first name or given name.
FOST	FOSTER	A sealing of a child to foster parents.
FRAM	FRAME	One picture of the series on a roll of microfilm.
GENE	GENEALOGY	The study of ancestors and descendants and their families.
GIVN	GIVEN_NAME	The name or names, excluding the surname, used to identify a person.
GNRL	GENERAL	Reference to a collection of documents in a citation that refer to the entire family listed.
GROO	GROOM	A man who is to be married.

---

<u>TAG</u>	<u>TAGNAME</u>	<u>DEFINITION</u>
GSC	GENEALOGICAL SERVICE_CENTER	A unit of The Church of Jesus Christ of Latter-day Saints which provides genealogical services to a geographical area.
HAML	HAMLET	A small village.
HAND	HANDICAP	A physical or mental disability
HDOF	HEAD_OF_FAMILY	The person who is designated as the head of the family.
HDOH	HEAD OF HOUSEHOLD	The person listed as such on the census form. For those census records that include relationship, it is stated as the relationship to the head of household.
HEAD	HEADER	A record used to identify the beginning of a transmission.
HEIR	HEIR	A person who inherited or is entitled to inherit.
HEIL	HEIR_LDS	A representative of a family for whom the relationship to the deceased is stated in early LDS temple records.
HEPR	HEIR_OR_PROXY	A representative of a family for whom the relationship to the deceased is stated in early LDS temple records.
HIST	HISTORY	Recorded events, in a story form, that tell of people, places, or things lives and/or existence.
HUSB	HUSBAND	A man who is married or a position on a Family Group Record form.

---

<u>TAG</u>	<u>TAGNAME</u>	<u>DEFINITION</u>
ID	ID	That which provides identification.
ILLE	ILLEGITIMATE	Born out of wedlock.
IMMI	IMMIGRATION	The act of entering into a new locality with the intent of living there.
INDE	INDEX	A list of items, usually ordered alphabetically or numerically, which point to more detailed information.
INDI	INDIVIDUAL	One person.
INFA	INFANT	A person under legal age, usually age 21 for males and age 18 for females (minor is the preferred tag).
INFL	INFANT_LDS	A child who died before the age of eight years.
INFO	INFORMATION	Any data that has meaning.
INST	INSTANCE_OF	A representative of a family for whom the relationship to the deceased is stated in early LDS temple records.
LANG	LANGUAGE	The name of the language used in a record.
LAST	LAST_UPDATE	Indicator of when the record was created or information added or corrected.
LATI	LATITUDE	The angular distance North or South of the Equator.
LENG	LENGTH	Number of 8 bit bytes.
LINK	LINKAGE	Direct relationship.

---

<u>TAG</u>	<u>TAGNAME</u>	<u>DEFINITION</u>
LVG	LIVING	A person who was born less than 110 years ago for whom there is no death date or other indication of death.
LIVE	LIVING_INDICATOR	A flag used to indicate that the ordinance indicated on this record was done by that person during his/her lifetime.
LOCA	LOCALITY	A specific geographic area.
LONG	LONGITUDE	Angular distance East or West measured from the prime meridian at Greenwich, England.
MALE	MALE	A boy or man.
MARD	MARRIED	Legal joining of a man and woman to become a family.
MARR	MARRIAGE	Legal joining of a man and a woman to become a family.
MARY	MARRIED_IN_YEAR	Answer to the question, in a census record, "Were you married during the census year?"
MICR	MICROFORM_NUMBER	The number assigned to a microform where the photographed image of the information can be found.
MINR	MINOR	A person under legal age, usually age 21 for males and age 18 for females
MISC	MISCELLANEOUS	A term used to describe information which does not fit in specific fields within given categories.
MONT	MONTH	A measure of time corresponding nearly to the moon's revolution.

<u>TAG</u>	<u>TAGNAME</u>	<u>DEFINITION</u>
MOTH	MOTHER	A female parent.
MTD	MONTH_TO_DATE	A count up to a particular day within a month.
NAME	NAME	A word or combination of words given to identify a specific person, item, or place.
NATU	NATURALIZATION	The act of obtaining citizenship.
NOTE	NOTE	Comments and/or additional information relative to a specific event or person.
NOTI	NOTIFICATION	A report created by the Family History Department to inform the patron of action taken on names submitted for temple work.
NULL	NULLIFY	A nullified ordinance is stated as one never having been in force by the First Presidency.
NUMB	NUMBER	Numeric digits used for identification.
OCCU	OCCUPATION	A persons type of work or profession.
OFFI	OFFICIATOR	The name of the person who acted as voice in performing an ordinance.
OLD	OLD	Previously assigned identifier defined by what it is subordinate to.
OPER	OPERATOR	A person who uses a system.
ORDI	ORDINANCE	A religious ceremony.
ORDL	ORDINATION_LDS	Receiving the Melchizedek Priesthood as part of the temple ordinances.



<u>TAG</u>	<u>TAGNAME</u>	<u>DEFINITION</u>
ORDN	ORDINATION	Receiving authority to act in religious matters.
ORG	ORGANIZATION	The designation for a group or society providing data to us through the Cooperative Indexing Program.
OTHE	OTHER	Something different or in addition to.
OUT	OUT_OF_SEQUENCE	An entry not recorded in its proper place or sequence in a file.
OVER	OVERRIDE	To set aside a prior record or decision.
PAGE	PAGE	The number used to identify the form used for the submission of genealogical data.
PARE	PARENT	Mother or father of a child.
PARI	PARISH	A subdivision of a county in England.
PART	PART	Batch part number.
PATC	PATRONYMIC_FLAG	An indicator that the surname of this person was derived from a progenitor's given name.
PATR	PATRON	One who uses the Church facilities or services for genealogical purposes.
PED	PEDIGREE	Direct ancestors.
PEDC	PEDIGREE_CHARACTER	A form that shows the direct lineage of a person; that is, the individual, his parents, grandparents, great-grandparents, etc., and may have the genealogical details of each.
PHON	PHONE_NUMBER	A unique set of numbers assigned to a given phone.

<u>TAG</u>	<u>TAGNAME</u>	<u>DEFINITION</u>
PLAC	PLACE	The location of an event.
POLY	POLYGAMOUS	Multiple sealings to a man or a time marriage to a man who had a living spouse already.
POST	POSTAL_CODE	A code used by a postal service to designate an area; a zip code is a postal code.
PRES	PRESUMED CANCELLATION	If, during life, a woman is sealed to more than one man and has subsequently died, it is assumed that the first sealing was cancelled.
PREF	PREFIX	A name, title, or designation that precedes (what it is subordinate to).
PREV	PREVIOUS	Referring to that which occurred prior to the current.
PRIN	PRINCIPAL	The person for whom this record was created.
PRIO	PRIORITY	Preferential rating.
PROB	PROBATE	A judicial determination of the validity of a will.
PROP	PROPERTIES	Areas of ground belonging to a designated family or individual
PROX	PROXY	The name of the living individual who acts for and in behalf of someone who is dead.
QUAL	QUALIFIED	Limited or modified.
RACE	RACE	A family, tribe, people, or nation belonging to the same stock.

<u>TAG</u>	<u>TAGNAME</u>	<u>DEFINITION</u>
RATI	RATIFICATION AND RECONFIRMATION	When a baptism performed in life has an incomplete date or no date, a proxy baptism is performed for the individual and the endowment received in life is reconfirmed (any sealings received in life are ratified). Any ordinance performed out of sequence is also ratified.
REBA	REBAPTISM	Second baptism after an excommunication.
RECD	RECEIVED	An indicator that something was received.
RECO	RECORDER	The person responsible for the accuracy of the information provided as the official record.
RECR	RECORD	A collection of related data elements.
REFN	REFERENCE NUMBER	An identifying number.
REGD	REGISTRATION DISTRICT	A designated area for a specified purpose.
REGI	REGION	A geographical division.
REJE	REJECTION	Items of information which are not acceptable and are returned.
REL	RELATIONSHIP	A designation of kinship.
RELI	RELIGION	Religious denomination to which the record applies.
REMA	REMARKS	Additional information.
REQU	REQUEST	To ask as a favor or privilege.

<u>TAG</u>	<u>TAGNAME</u>	<u>DEFINITION</u>
REPO	REPOSITORY	The name of a place where records are stored.
RESI	RESIDENCE	Place where an individual or family actually lives or lived.
REST	RESTORATION	Restoration of priesthood and temple blessings.
RESE	RESEAL	Authorization and the act of sealing again.
RFN	RECORD_FILE NUMBER	A number assigned to a record which uniquely identifies it.
SCHO	SCHOOL_IN_YEAR	Question on census referring to this person having attended school during the census year.
SEAR	SEALING RESTRICTION	The First Presidency has stated that this man and this woman may not be sealed to each other.
SELF	SELF	An ordinance received by a living person for himself (self endowment as opposed to proxy endowment).
SEQU	SEQUENCE	The order of occurrence.
SERI	SERIAL_NUMBER	An alphanumeric identifier.
SEX	SEX_CODE	Male or female indicator.
SHEE	SHEET_NUMBER	A number assigned to patron-submitted forms.
SIBL	SIBLING	A brother or sister of an individual.
SIS	SIS_FLAG	Special Information Services indicator of restricted information.

---

<u>TAG</u>	<u>TAGNAME</u>	<u>DEFINITION</u>
SLGC	SEALING_CHILD	The temple ordinance, showing the child, linking a child to his/her parents through priesthood authority.
SLGP	SEALING_PARENT	Temple ordinance, showing the parents, linking a child to his parents through priesthood authority (includes BIC).
SLGS	SEALING_SPOUSE	Temple ordinance of linking a wife to a husband .
SON	SON	A male child, described by a relationship to parents.
SOUR	SOURCE	Initial or original material from which the data was obtained.
SPEC	SPECIAL_ATTENTION	Label applied to sealing records stating that sensitive information exists.
SPEI	SPECIFIC	A part of a citation that relates to a specific item used for documentation of a unique event within the general citation.
SPEP	SPECIAL_PROCESSING	A flag indicating that the official temple record is to be printed with no ordinance updates.
SPLI	SPLIT_FLAG	A flag indicating either all or some temple ordinances are to be performed.
SPOU	SPOUSE	The person to whom an individual is married.
SPUR	SPURIOUS_RECORDS	Fictitious information on a temple record or persons for whom temple ordinances have been performed.
STAC	STATISTICS	Entries in a collection of counts.
STAE	STATE	A geographical division.

<u>TAG</u>	<u>TAGNAME</u>	<u>DEFINITION</u>
STAL	STAKE_LDS	Stake identification number or name assigned by Church headquarters.
STAT	STATUS	Indicator of the current step of processing this record is in.
SUB	SUBORDINATE	A dependent part of a primary field, record, or batch.
SUBM	SUBMITTER	One who transfers genealogical data.
SUBN	SUBMISSION	A set of genealogical information transferred to the Family History Department.
SURN	SURNAME	The family name(s) of a person (last name).
SURO	SURNAME ORGANIZATION	A group of people who are doing research for a particular surname for a given time period and/or locality
SYMB	SYMBOL	A special character, when associated with source information and/or the name of an individual gives the meaning of the symbol as it is used in this record.
SYST	SYSTEM	An orderly arrangement or procedure.
TAPE	TAPE	A computer generated magnetic medium on which data is recorded.
TEMP	TEMPLE	The name or a code which represents the name of a temple of The Church of Jesus Christ of Latter-day Saints.
TEXT	TEXT	The wording as contained in the original source document.
TIME	TIME	A designation of the hour and possibly minutes that an event took place.
TIMP	TIME_PERIOD	Span of years designating when an event occurred.

---

<u>TAG</u>	<u>TAGNAME</u>	<u>DEFINITION</u>
TITL	TITLE	Another name or formal designation.
TOR	TEMPLE ORIGINATED_ RECORD	Creation and entry of the information on this record was done at the temple.
TOWC	TOWN/TOWNSHIP	Part of the description of where the family lived when the census was taken.
TOWN	TOWN	A governmental and/or geographical jurisdiction .
TRAN	TRANSMISSION	Information sent to another location via magnetic or electronic media.
TRLR	TRAILER	A record used to identify the end.
TWP	TOWNSHIP	A geographic area.
TYPE	TYPE	A set of attributes or characteristics used to associate people or things together.
UPDA	UPDATE	Used to show that additional information has been added.
VALU	VALUE	Estimated dollar worth of property at the time of a census.
VERI	VERIFY	To insure correctness.
VITA	VITALS	The items of information commonly known as vital statistics, such as birth, marriages, and deaths.
VOID	VOID	This record is void or invalid.

<u>TAG</u>	<u>TAGNAME</u>	<u>DEFINITION</u>
VOIL	VOID_LIVING	This record is void because of proxy work for a living individual.
VOLU	VOLUME	A designation for the book within a set of books in which this information was found.
WAC	WAC	The temple initiatory ordinances.
WARD	WARD	A geographical description of a smaller unit within a larger city.
WARL	WARD_LDS	The unit identification number or name assigned by Church headquarters.
WIDO	WIDOW	A flag indicating a person who was married and whose spouse has died (to be used for both widow and widower).
WIFE	WIFE	A woman who is married or a position on a Family Group Record form.
WILL	WILL	A legal document by which a person disposes of his estate to take effect after death.
WITN	WITNESS	The recorded name of a person who attested that he saw an event take place.
YEAR	YEAR	A cycle in the Gregorian calendar of 365 or 366 days divided into 12 months beginning with January and ending with December described by a 4 character number.
YOUN	YOUNGEST_CHILDS_ INDIVIDUAL_ RECORD_POINTER	The record file number of the youngest child in the family.



<u>TAG</u>	<u>TAGNAME</u>	<u>DEFINITION</u>
YTD	YEAR_TO_DATE	A count up to a particular month within a year.
\$ADD		GEDCOM command to add data to a file.
\$DELETE		GEDCOM command to delete data from a file.
\$EOD		GEDCOM command signifying the end of data.
\$QUERY		GEDCOM command specifying a request for data.
\$UPDATE		GEDCOM command indicating an alteration of an existing record

## Appendix A

## Sample GEDCOM records in Source Record Format

The indented list format is used only for readability and is not a part of a regular GEDCOM transmission. Tag names have been used to aid in readability, four character short tags could have been used.

1850 US Census record:

0 SOURCE 1850 US CENSUS

1 STATE MAINE

2 COUNTY KENNEBEC

3 TOWN GREEN

4 DATE 17 August 1850

4 Enumerator Elijah Barrell

3 PAGE 702

4 DWELLING 233

5 FAMILY 246

6 INDIVIDUAL

7 NAME Hannibal Farwell

7 AGE 54

7 SEX M

7 OCCUPATION Farmer

7 VALUE 1000

7 BIRTH

8 PLACE N H

6 INDIVIDUAL

7 NAME Ellice Farwell

7 AGE 52

7 SEX F

7 BIRTH

8 PLACE Me

6 INDIVIDUAL

7 NAME Lucy R. Farwell

7 AGE 20

7 SEX F

7 BIRTH

8 PLACE Me

6 INDIVIDUAL

7 NAME John M. Farwell

7 AGE 16

7 SEX M

7 BIRTH

8 PLACE Me

7 SCHOOL\_IN\_YEAR /

6 INDIVIDUAL

7 NAME Levi C Farwell

7 AGE 13

7 SEX F

7 BIRTH

8 PLACE Me

7 SCHOOL\_IN\_YEAR /

6 INDIVIDUAL

7 NAME Angeline Farwell

7 AGE 9

7 SEX F

7 BIRTH

8 PLACE Me

7 SCHOOL\_IN\_YEAR /

6 INDIVIDUAL

7 NAME Josephine E Farwell

7 AGE 7

7 SEX F

7 BIRTH

8 PLACE Me

7 SCHOOL\_IN\_YEAR /

**Birth Certificate:****0 SOURCE Birth Record from the State of Wisconsin****1 INDIVIDUAL****2 NAME Clyde Redmond Nichols****2 COLOR White****2 SEX Male****2 SIBL****3 NAME Vera M****3 NAME Leta C****3 NAME Avis W****3 NAME Zella M****3 NAME Norma M****2 FATHER Harrison H. Nichols****3 OCCUPATION Laborer****3 BIRTH****4 PLACE Starks, M****2 MOTHER Mabel L. Farwell****3 BIRTH****4 PLACE Greene, M****2 BIRTH****3 TIME 1:17 AM****3 DATE 28 JUL 1902****3 PLACE Phillips, Price, Wisconsin****3 OFFICIATOR W. P. Sperry MD.****4 RESIDENCE Phillips, Wis.****1 DATE 3 Nov 1902****1 RECORDER S S Leith****1 NOTE Item 1 (name) added from supplier letter of self 3-11-48****1 ADDITIONAL Certificate of true copy issued from State Bureau of Vital Statistics on 12 Mar 1942 by Francis E. Kester**

## Family Group Record:

0 SOURCE Family Group Record

1 SUBMISSION 70150

2 FREP Clyde Redmond Nichols Sr.

3 RELA ggson

2 SUBMITTER Clyde R. Nichols Sr.

3 ADDRESS 125 Ponce de Leon

4 CONT Spartanburg, So. Carolina

2 SHEET 04A

3 FAMILY

4 HUSBAND Hannibal FARWELL

5 BIRTH

6 DATE 31 Oct 1795

6 PLACE Vassalborough, Kennebec, Maine

5 DEATH

6 DATE 9 OCT 1882

6 PLACE Danvers, Essex, Mass.

5 BURIAL

6 PLACE Greene, Androscoggin, Maine

5 FATHER Jeremiah or Isaac FARWELL

5 MOTHER Ruth or Lydia

5 MARRIED

6 DATE 31 Jan 1818

6 PLACE Leeds, Androscoggin, Maine

7 NOTE Int. filed in Vassalboro, Ma.

5 BAPL 21 Nov 1955

5 ENDL 21 Aug 1956

4 WIFE Alice CASWELL

5 BIRTH

6 DATE 27 Apr 1798

6 PLACE Leeds, Androscoggin, Maine

5 DEATH

6 DATE 1880

6 PLACE Danvers, Mass.

5 BURIAL

6 PLACE Green, Androscoggin, Maine

5 FATHER Levi Caswell

5 MOTHER Alice Clarke

5 BAPL 21 Nov 1955

5 ENDL 21 Mar 1957

5 SLGS 18 Sep 1957

6 TEMPLE SG

4 CHILD 1

5 NAME Mary E. Farwell

5 SEX F

5 BIRTH

6 DATE 1 Jan 1819

6 PLACE Greene, Androscoggin, Me.

5 SPOUSE Harford HURD

5 BAPL 21 Nov 1955

5 ENDL 21 Mar 1957

5 SLGC 25 SEP 1957  
6 TEMPLE SG  
4 CHILD 2  
5 NAME Juliette Farwell  
5 SEX F  
5 BIRTH  
6 DATE 27 Jul 1823  
6 PLACE Greene, Androscoggin, Me.  
5 SPOUSE Benjamin JOY  
5 BAPL 21 Nov 1955  
5 ENDL 20 Mar 1957  
5 SLGC 25 SEP 1957  
6 TEMPLE SG  
4 CHILD 3  
5 NAME Alanson Farwell  
5 SEX M  
5 BIRTH  
6 DATE 29 Mar 1825  
6 PLACE Greene, Androscoggin, Me.  
5 SPOUSE Aby STINTCHFIELD  
5 BAPL 21 Nov 1955-  
5 ENDL 28 Jun 1956  
5 SLGC 25 SEP 1957  
6 TEMPLE SG  
4 CHILD 4  
5 NAME Chandler Farwell  
5 SEX M  
5 BIRTH  
6 DATE 11 Apr 1827  
6 PLACE Greene, Androscoggin, Me.  
5 SPOUSE Elmira JOY  
5 BAPL 21 Nov 1955  
5 ENDL 17 Apr 1956  
5 SLGC 25 SEP 1957  
6 TEMPLE SG  
4 CHILD 5  
5 NAME Lucy R. Farwell (twin)  
5 SEX F  
5 BIRTH  
6 DATE 22 Oct 1829  
6 PLACE Greene, Androscoggin, Me.  
5 SPOUSE Goodwin CASWELL  
5 BAPL 21 Nov 1955  
5 ENDL 20 Mar 1957  
5 SLGC 25 SEP 1957  
6 TEMPLE SG  
4 CHILD 6  
5 NAME Frances Jane Farwell  
5 SEX F  
5 BIRTH  
6 DATE 20 Nov 1831

6 PLACE Greene, Androscoggin, Me.  
5 DEATH  
6 AGE 18  
5 BAPL 21 Nov 1955  
5 ENDL 3 Apr 1956  
5 SLGC 25 SEP 1957  
6 TEMPLE SG

4 CHILD 7 X  
5 NAME John Milton Farwell  
5 SEX M  
5 BIRTH  
6 DATE 22 SEP 1833  
6 PLACE Greene, Androscoggin, Me.  
5 DEATH  
6 DATE 17 Jul 1866  
5 MARRIAGE  
6 DATE 3 Jul 1859  
6 SPOUSE Eliza Kent STEVENS  
5 BAPL 14 Sep 1953  
5 ENDL 20 Nov 1953  
5 SLGC 25 SEP 1957  
6 TEMPLE SG

4 CHILD 8  
5 NAME Levi C. Farwell  
5 SEX M  
5 BIRTH  
6 DATE 18 Jul 1837  
6 PLACE Greene, Androscoggin, Me.  
5 MARRIAGE  
6 DATE 13 Jun 1859  
6 SPOUSE Eliza G. ALLEN  
5 BAPL 21 Nov 1955  
5 ENDL 15 May 1956  
5 SLGC 25 SEP 1957  
6 TEMPLE SG

4 CHILD 9  
5 NAME Angeline Farwell  
5 SEX F  
5 BIRTH  
6 DATE 3 Jul 1840  
6 PLACE Greene, Androscoggin, Me.  
5 SPOUSE Edward LARIBY  
5 BAPL 21 Nov 1955  
5 ENDL 3 Apr 1956  
5 SLGC 25 SEP 1957  
6 TEMPLE SG

4 CHILD 10  
5 NAME Josephine Farwell  
5 SEX F  
5 BIRTH  
6 DATE 23 Oct 1842

6 PLACE Greene, Androscoggin, Me.  
5 BAPL 21 Nov 1955  
5 ENDL 4 Apr 1956  
5 SLGC 25 SEP 1957  
6 TEMPLE SG  
4 CHILD 11  
5 NAME Son Farwell (twin)  
5 SEX M  
5 BIRTH  
6 DATE 22 Oct 1829  
6 PLACE Greene, Androscoggin, Me.  
5 DEATH Infant  
5 BAPL Child  
5 ENDL Child  
5 SLGC 4 Dec 1969  
6 TEMPLE SG  
4 SOURCE Family records  
5 CONT F. Me V 2 p 201  
5 CONT F Me. L 3 F Me 11 pt.42 p 42  
5 CONT 1850, 1860, 1870 Census;  
5 CONT Tombstones & death certs  
5 CONT for both parents; handwritten record of family  
5 CONT marriages from handwritten record of wife of  
+ child #7; 1850 census shows her living in home  
+ with husband and his parents.



---

Appendix B  
SYNONYM LIST FOR GEDCOM TAGS

IF YOU ARE GOING TO SEARCH FOR THE TERM AT THE FAR LEFT THE TAGS TO THE RIGHT SHOULD BE INCLUDED IN THE SEARCH. OPTIONAL TAGS FOR THE SEARCH ARE ALSO LISTED.

## INDIVIDUAL

or

## PRINCIPAL

ADMI	ADMINISTRATOR
ANCE	ANCESTOR
ASSI	ASSISTANT
BRID	BRIDE
CHIL	CHILD
CLRK	CLERK
COUP	COUPLE
DAU	DAUGHTER
DESC	DESCENDANT
ENUR	ENUMERATOR
EXEC	EXECUTOR
EXTR	EXTRACTOR
FAMR	FAMILY REPRESENTATIVE
FATH	FATHER
GROO	GROOM
HDOF	HEAD OF FAMILY
HDOH	HEAD OF HOUSEHOLD
HEIR	HEIR
HEIL	HEIR LDS
HEPR	HEIR OR PROXY
HUSB	HUSBAND
INDI	INDIVIDUAL
INFA	INFANT
INFL	INFANT LDS
INST	INSTANCE OF
MINR	MINOR
MOTH	MOTHER
OFFI	OFFICIATOR
OPER	OPERATOR
PARE	PARENT
PATR	PATRON
PRIN	PRINCIPAL
PROX	PROXY
RECO	RECORDER
SELF	SELF
SIBL	SIBLING
SON	SON
SPOU	SPOUSE
SUBM	SUBMITTER
WIDO	WIDOW
WIFE	WIFE
WITN	WITNESS

## SOURCE

CENS	CENSUS
CITA	CITATION
FGR	FAMILY_GROUP_RECORD
FRAM	FRAME
GENE	GENEALOGY
GNRL	GENERAL
GSC	GENEALOGICAL_SERVICE_CENTER
HIST	HISTORY
MICR	MICROFORM_NUMBER
PEDC	PEDIGREE_CHART
PROB	PROBATE
SERI	SERIAL_NUMBER
SHEE	SHEET_NUMBER
SOUR	SOURCE
SPEI	SPECIFIC
PAGE	PAGE
SUBN	SUBMISSION
SYST	SYSTEM
TAPE	TAPE
TEXT	TEXT
TITL	TITLE
TRAN	TRANSMISSION
VITA	VITALS
VOLU	VOLUME

EVENTS  
(NON-LDS)

CREA	CREATION
ADOP	ADOPTION
BAPM	BAPTISM
BIRT	BIRTH
BLES	BLESSING
BURI	BURIAL
CONF	CONFIRMATION
CHR	CHRISTENING
DEAT	DEATH
DIV	DIVORCE
EMIG	EMIGRATION
EVEN	EVENT
IMMI	IMMIGRATION
MARD	MARRIED
MARR	MARRIAGE
NATU	NATURALIZATION
ORDI	ORDINANCE
ORDN	ORDINATION
WILL	WILL

EVENT  
IDENTIFIERS

CAUS	CAUSE
CIVI	CIVIL_CONDITION

---

COND	CONDITION
MARY	MARRIED_IN_YEAR
MTD	MONTH_TO_DATE
SCHO	SCHOOL_IN_YEAR
YTD	YEAR_TO_DATE

#### ORDNANCE IDENTIFIERS

ABY	ABEYANCE
CLEA	CLEARED
CONE	CONFIDENTIAL_CODE
FAMF	FAMILY_FILE
FONL	FILE_ONLY
PRES	PRESUMED_CANCELLATION
QUAL	QUALIFIED
SEAR	SEALING_RESTRICTION
SIS	SIS_FLAG
SPEC	SPECIAL_ATTENTION
SPEP	SPECIAL_PROCESSING
SPLI	SPLIT_FLAG
SPUR	SPURIOUS_RECORDS
VOIL	VOID_LIVING
TOR	TEMPLE_ORIGINATED_RECORD

#### ORDINANCES (LDS)

BAPL	BAPTISM_LDS
BIC	BIC
BLSL	BLESSING_LDS
BUCL	BUCL
CANC	CANCELLATION_OF_SEALING
CONL	CONFIRMATION_LDS
ENDL	ENDOWMENT_LDS
EXCO	EXCOMMUNICATION
ORDL	ORDINATION_LDS
RATI	RATIFICATION_AND_RECONFIRMATION
REBA	REBAPTISM
REST	RESTORATION
RESE	RESEAL
SLGC	SEALING_CHILD
SLGP	SEALING_PARENT
SLGS	SEALING_SPOUSE
WAC	WAC

#### CONTROL

ACTI	ACTION_CODE
ADDI	ADDITIONAL
AENT	A_ENTRIES
ALPH	ALPHA_CODE
ASSD	ASSIGNED

---

BATC	BATCH
BENT	B ENTRIES
CHAN	CHANGES
CHAR	CHARACTER
CHEC	CHECK SUM
CHEK	CHECK BY
CODI	CODICIL
COMM	COMMENT
DATA	DATA
CODE	CODE
CONT	CONTINUATION
CORR	CORRECTION
COUN	COUNT
DUP	DUPLICATE
END	END
ENTR	ENTRY
EOF	END OF FILE
EVAL	EVALUATION
EXPL	EXPLANATION
FILE	FILE
FLAG	FLAG
FOLI	FOLIO
HEAD	HEADER
ID	ID
INDE	INDEX
INFO	INFORMATION
LAST	LAST UPDATE
LENG	LENGTH
LINK	LINKAGE
MISC	MISCELLANEOUS
NOTE	NOTE
NOTI	NOTIFICATION
NULL	NULLIFY
NUMB	NUMBER
OTHE	OTHER
OUT	OUT OF SEQUENCE
OVER	OVERRIDE
PART	PART
PREF	PREFIX
PREV	PREVIOUS
PRIO	PRIORITY
RECD	RECEIVED
RECR	RECORD
REFN	REFERENCE NUMBER
REJE	REJECTION
REMA	REMARKS
REQU	REQUEST
RFN	RECORD FILE NUMBER
SEQU	SEQUENCE
STAC	STATISTICS
STAT	STATUS
SUB	SUBORDINATE
SYMB	SYMBOL

TRLR	TRAILER
TYPE	TYPE
UPDA	UPDATE
VALU	VALUE
VERI	VERIFY
VOID	VOID

LOCALITY  
OR  
PLACE

AREA	AREA
ADDR	ADDRESS
CITY	CITY
CO	COUNTY
CTRY	COUNTRY
DEST	DESTINATION
DWEL	DWELLING
ENUM	ENUMERATION_DISTRICT
HAML	HAMLET
LATI	LATITUDE
LOCA	LOCALITY
LONG	LONGITUDE
ORG	ORGANIZATION
PARI	PARISH
PHON	PHONE_NUMBER
PLAC	PLACE
POST	POSTAL_CODE
PROP	PROPERTIES
REGD	REGISTRATION_DISTRICT
REGI	REGION
RESI	RESIDENCE
STAE	STATE
STAL	STAKE_LDS
TEMP	TEMPLE
TOWC	TOWN/TOWNSHIP
TOWN	TOWN
TWP	TOWNSHIP
WARD	WARD
WARL	WARD_LDS

DATE

AGE	AGE
AGEF	AGE_FEMALE
AGEM	AGE_MALE
DATE	DATE
MONT	MONTH
OLD	OLD
TIME	TIME
YEAR	YEAR
TIMP	TIME_PERIOD

## FAMILY

FAM	FAMILY
FAMC	FAMILY_CHILD
FAMS	FAMILY_SPOUSE
FOST	FOSTER

## SEX

FEMA	FEMALE
MALE	MALE
SEX	SEX_CODE

INDIVIDUAL  
IDENTIFIERS

ALIA	ALIAS
COLO	COLOR
FORE	FORENAME
GIVN	GIVEN_NAME
ILLE	ILLEGITIMATE
LANG	LANGUAGE
LVG	LIVING
LIVE	LIVING_INDICATOR
NAME	NAME
OCCU	OCCUPATION
PATC	PATRONYMIC_FLAG
PED	PEDIGREE
POLY	POLYGAMOUS
RACE	RACE
REL	RELATIONSHIP
RELI	RELIGION
SURN	SURNAME
YOUN	YOUNGEST_CHILDS_INDIVIDUAL_RECORD_POINTER

## ROLES OF INDIVIDUALS BY SEX

## FEMALE

BRID	BRIDE
DAU	DAUGHTER
MOTH	MOTHER
WIFE	WIFE
WIDO	WIDOW

## MALE

FATH	FATHER
GROO	GROOM
HUSB	HUSBAND
SON	SON

## UNKNOWN

ADMI	ADMINISTRATOR
ANCE	ANCESTOR
ASSI	ASSISTANT
CHIL	CHILD
CLRK	CLERK
COUP	COUPLE
DESC	DESCENDANT
ENUR	ENUMERATOR
EXEC	EXECUTOR
EXTR	EXTRACTOR
FAMR	FAMILY REPRESENTATIVE
HDOF	HEAD OF FAMILY
HDOH	HEAD OF HOUSEHOLD
HEIR	HEIR
HEIL	HEIR LDS
HEPR	HEIR OR PROXY
INDI	INDIVIDUAL
INFA	INFANT
INFL	INFANT LDS
INST	INSTANCE OF
MINR	MINOR
OFFI	OFFICIATOR
OPER	OPERATOR
PARE	PARENT
PATR	PATRON
PRIN	PRINCIPAL
PROX	PROXY
RECO	RECORDER
SELF	SELF
SIBL	SIBLING
SPOU	SPOUSE
SUBM	SUBMITTER
WITN	WITNESS

SPECIFIC  
SOURCE

CENS	CENSUS
FGR	FAMILY GROUP RECORD
GSC	GENEALOGICAL SERVICE CENTER
PEDC	PEDIGREE CHART
PROB	PROBATE
WILL	WILL

GENERAL  
SOURCE

CITA	CITATION
FRAM	FRAME
GENE	GENEALOGY
GNRL	GENERAL
HIST	HISTORY
MICR	MICROFORM NUMBER
SERI	SERIAL NUMBER
SHEE	SHEET NUMBER
SOUR	SOURCE
SPEI	SPECIFIC
PAGE	PAGE
SUBN	SUBMISSION
SYST	SYSTEM
TAPE	TAPE
TEXT	TEXT
TITL	TITLE
TRAN	TRANSMISSION
VITA	VITALS
VOLU	VOLUME

EVENTS  
(NON-LDS)  
VITAL

BIRT	BIRTH
BURI	BURIAL
CHR	CHRISTENING
DEAT	DEATH
MARR	MARRIAGE
MARD	MARRIED

NON-  
VITAL

CREA	CREATION
ADOP	ADOPTION
BAPM	BAPTISM
BLES	BLESSING
CONF	CONFIRMATION
DIV	DIVORCE
EMIG	EMIGRATION
EVEN	EVENT
IMMI	IMMIGRATION
NATU	NATURALIZATION
ORDI	ORDINANCE
ORDN	ORDINATION



LOCALITY  
OR  
PLACE  
JURIS-  
DICTION

CITY	CITY
CO	COUNTY
CTRY	COUNTRY
HAML	HAMLET
STAE	STATE
TOWC	TOWN/TOWNSHIP
TOWN	TOWN
TWP	TOWNSHIP

## CENSUS

DWEL	DWELLING
ENUM	ENUMERATION_DISTRICT
REGD	REGISTRATION_DISTRICT
WARD	WARD

NONJURIS-  
DICTION  
ECCLES

AREA	AREA
PARI	PARISH
REGI	REGION
STAL	STAKE_LDS
TEMP	TEMPLE
WARL	WARD_LDS

## OTHER

ADDR	ADDRESS
DEST	DESTINATION
LATI	LATITUDE
LOCA	LOCALITY
LONG	LONGITUDE
ORG	ORGANIZATION
PHON	PHONE_NUMBER
PLAC	PLACE
POST	POSTAL_CODE
PROP	PROPERTIES
RESI	RESIDENCE

DATE  
SPECIFIC

DATE	DATE
MONT	MONTH
TIME	TIME
YEAR	YEAR
TIMP	TIME_PERIOD

## DERIVED

AGE	AGE
AGEF	AGE_FEMALE
AGEM	AGE_MALE
OLD	OLD

INDIVIDUAL  
IDENTIFIERS  
FAMILY

FAM	FAMILY
FAMC	FAMILY_CHILD
FAMS	FAMILY_SPOUSE
FOST	FOSTER

## SEX

FEMA	FEMALE
MALE	MALE
SEX	SEX_CODE

## NAME

ALIA	ALIAS
FORE	FORENAME
GIVN	GIVEN_NAME
NAME	NAME
SURN	SURNAME

## OTHER

COLO	COLOR
ILLE	ILLEGITIMATE
LANG	LANGUAGE
LVG	LIVING
LIVE	LIVING_INDICATOR
OCCU	OCCUPATION
PATC	PATRONYMIC_FLAG
PED	PEDIGREE
POLY	POLYGAMOUS
RACE	RACE
REL	RELATIONSHIP
RELI	RELIGION
YOUN	YOUNGEST_CHILD'S_INDIVIDUAL_RECORD_POINTER

## Family History Department Information Systems Practice

Standard for GEDCOM Tags for Source and Archival Data

Page: 1 of 24

-----  
Approved: Version 0.4, 9 October 1987

Number: 0050e

### INTRODUCTION

A common understanding of what tags mean is required in order to retain uniformity in the identification of information that is being transmitted. This document has been prepared to give a basis for that common definition of GEDCOM tags.

### SCOPE

All GEDCOM tags that are being widely used and require a common understanding and definition are to be included as a part of this document. The current requirements for data tags are outlined in the document Standards for the use and creation of GEDCOM data tags. Tags that do not conform to these standards are not included in this document.

### APPLICATION

The GEDCOM data tags that have been approved and defined are in this document and should be used in accordance with the definition that accompanies the tag. If you require that a new data tag be created Data Administration of the Projects and Planning Division of the Family History Department should be contacted for approval.

### REFERENCES

Genealogical Data Communication (GEDCOM) version dated 9 February 1987.

## STANDARD:

<u>TAG</u>	<u>TAGNAME</u>	<u>DEFINITION</u>
ACTI	ACTION_CODE	Indicates how this data is to affect a file.
ADDI	ADDITIONAL	A relationship or information that exists which gives more information.
ADDR	ADDRESS	Identifies where a person or business has resided or does reside or receives mail.
ADMI	ADMINISTRATOR	A person legally vested with the right of administration of an estate.
ADOP	ADOPTION	The act of legally creating a parent-to-child relationship that does not exist by blood.
AENT	A_ENTRIES	Key entry of data by a data entry operator.
AGE	AGE	The age of the individual at the date the document was created or as referenced in a document.
ALIA	ALIAS	Alternate name(s) used to identify the same person. Name(s) by which a person is otherwise known.
ALPH	ALPHA_CODE	A control character or set of characters.
ANCE	ANCESTOR	A person from whom other people descended.
ASSD	ASSIGNED	Responsibility is given to an area or department.
ASSI	ASSISTANT	A person who helped or worked with the officiator in performing an ordinance.
BAPL	BAPTISM_LDS	The ordinance of immersion for the remission of sins performed by Latter-day Saint priesthood authority.

---

<u>TAG</u>	<u>TAGNAME</u>	<u>DEFINITION</u>
BAPM	BAPTISM	The Christian act signifying spiritual rebirth and admitting the recipient to the Christian community through the ritual use of water, often referred to as christening, which is traditionally used.
BATC	BATCH	A group of records processed together.
BENT	B_ENTRIES	The re-keying of data for verification.
BIC	BIC	Born in the Covenant.
BIRT	BIRTH	The event of entering into life.
BLES	BLESSING	The ordinance of bestowing or invoking divine concern, care, intercession, affirmation, guidance, direction, will, etc.
BLSL	BLESSING_LDS	The ordinance of blessing and naming a child.
BRID	BRIDE	Woman to be married.
BUC	BUC	Born under the covenant.
BURI	BURIAL	The event of disposing of the mortal remains of a person who has died.
CAUS	CAUSE	The reason.
CENS	CENSUS	A periodic count of the population.
CHAN	CHANGES	Corrections and/or modifications to be or that have been made.
CHEC	CHECK_SUM	A mathematical procedure used to help verify the accuracy of data.

---

<u>TAG</u>	<u>TAGNAME</u>	<u>DEFINITION</u>
CHEK	CHECK_BY	The name of the examiner.
CHIL	CHILD	Natural, adopted, or sealed offspring of a father and mother.
CHR	CHRISTENING	The non-LDS ceremony of baptizing and naming.
CITA	CITATION	Reference to the source of the information used for genealogical purposes.
CITY	CITY	An incorporated municipal unit.
CIVI	CIVIL_CONDITION	Marital status of the individual as listed in the census.
CLEA	CLEARED	The status of an individual record which has been approved for proxy temple ordinances
CLRK	CLERK	The person who was the recorder.
CO	COUNTY	A local administrative unit or territorial division in some countries.
CODE	CODE	A symbolic method of representing data or an occurrence.
CODI	CODICIL	An addition, change, or amendment to a will.
COLO	COLOR	A symbol indicating the color of an individual as listed in some US census records.
COMM	COMMENT	Additional information about a specific item or subject.
CONE	CONFIDENTIAL_CODE	A code which indicates the information can be accessed only by authorized individuals. It may refer to a field or an entire record.

---

<u>TAG</u>	<u>TAGNAME</u>	<u>DEFINITION</u>
CONF	CONFIRMATION	A Christian rite conferring the gift of the Holy Ghost and among protestants full church membership.
CONL	CONFIRMATION_LDS	The ordinance by which a person receives the Gift of the Holy Ghost and becomes a member of the Church.
CONT	CONTINUATION	An indicator that additional information follows.
CORR	CORRECTION	A modification to or update of an existing record and/or field.
COUN	COUNT	Number of items in a batch.
COUP	COUPLE	A husband and his wife.
CREA	CREATION	The process in which data comes into existence in its current environment.
CTRY	COUNTRY	That portion of the locality which identifies the particular country.
DATA	DATA	Stored information.
DATE	DATE	The period in time when an event took place.
DAU	DAUGHTER	A female child described by a relationship to parents .
DEAT	DEATH	The event terminating mortal life.
DESC	DESCENDANT	One who is descended from, such as a child or grandchild.
DEST	DESTINATION	Terminating point of a journey.
DIV	DIVORCE	A civil action dissolving a marriage. Divorce does not terminate a temple sealing.

---

<u>TAG</u>	<u>TAGNAME</u>	<u>DEFINITION</u>
DUP	DUPLICATE	Recurrence of the same data or information about the same person.
DWEL	DWELLING	Place of residence.
EMIG	EMIGRATION	The act of leaving a homeland with the intent of locating elsewhere.
END	END	A termination.
ENDL	ENDOWMENT_LDS	One of the essential temple ordinances of the Church required for exaltation.
ENTR	ENTRY	A name or label accompanied by genealogical identifiers that are entered into the computer and given an "entry number."
ENUM	ENUMERATION_DISTRIC	A division within an area for census enumeration.
ENUR	ENUMERATOR	Person accumulating the census information.
EOF	END_OF_FILE	An indicator that no more records exist in a file.
EVAL	EVALUATION	An indication that a record has been evaluated.
EVEN	EVENT	The recorded happening used to identify an individual.
EXEC	EXECUTOR	The person appointed by a testator to execute his will.
EXPL	EXPLANATION	A note giving detail concerning a specific item.
EXTR	EXTRACTOR	The person who transcribed a person's name and genealogical information from a record into a standard format for inclusion in a computer file.



---

<u>TAG</u>	<u>TAGNAME</u>	<u>DEFINITION</u>
FAM	FAMILY	A husband and wife and their children, if any.
FATH	FATHER	A male parent.
FEMA	FEMALE	A woman or girl.
FGR	FAMILY_GROUP_RECORD	A record that shows a family group consisting of father, mother, and children (if any).
FILE	FILE	A storage place, ordered and arranged for preservation and reference.
FLAG	FLAG	An indicator in a record.
FOLI	FOLIO	An identifying reference.
FONL	FILE_ONLY	A flag indicating that this record contains a Family Group Record form submitted for use in the four-generation program, or donated to the department for use in genealogical research.
FORE	FORENAME	A first name or given name.
FOST	FOSTER	A sealing of a child to foster parents.
FRAM	FRAME	One picture of the series on a roll of microfilm.
FAMR	FAMILY_REPRESENTATIVE	Any individual who is a designated representative of a family.
GENE	GENEALOGY	The study of ancestors and descendants and their families.
GIVN	GIVEN_NAME	The name or names, excluding the surname, used to identify a person.
GNRL	GENERAL	Reference to a collection of documents in a citation that refer to the entire family listed.

---

<u>TAG</u>	<u>TAGNAME</u>	<u>DEFINITION</u>
GROO	GROOM	A man who is to be married.
HAML	HAMLET	A small village.
HAND	HANDICAP	A physical or mental disability
HDOF	HEAD_OF_FAMILY	The person who is designated as the head of the family.
HDOH	HEAD OF HOUSEHOLD	The person listed as such on the census form. For those census records that include relationship, it is stated as the relationship to the head of household.
HEAD	HEADER	A record used to identify the beginning.
HEIR	HEIR	A person who inherited or is entitled to inherit.
HEIL	HEIR_LDS	A representative of a family for whom the relationship to the deceased is stated in early LDS temple records.
HEPR	HEIR_OR_PROXY	A representative of a family for whom the relationship to the deceased is stated in early LDS temple records.
HIST	HISTORY	Recorded events, in a story form, that tell of people, places, or things lives and/or existence.
HUSB	HUSBAND	A man who is married or a position on a Family Group Record form.
ID	ID	That which provides identification.
ILLE	ILLEGITIMATE	Born out of wedlock.
IMMI	IMMIGRATION	The act of entering into a new locality with the intent of living there.

---

<u>TAG</u>	<u>TAGNAME</u>	<u>DEFINITION</u>
INDE	INDEX	A list of items, usually ordered alphabetically or numerically, which point to more detailed information.
INDI	INDIVIDUAL	One person.
INFA	INFANT	A person under legal age, usually age 21 for males and age 18 for females (minor is the preferred tag).
INFL	INFANT_LDS	A child who died before the age of eight years.
INFO	INFORMATION	Any data that has meaning.
INST	INSTANCE_OF	A representative of a family for whom the relationship to the deceased is stated in early LDS temple records.
LANG	LANGUAGE	The name of the language used in a record.
LAST	LAST_UPDATE	Indicator of when the record was created or information added or corrected.
LATI	LATITUDE	The angular distance North or South of the Equator.
LENG	LENGTH	Number of.
LINK	LINKAGE	Direct relationship.
LVG	LIVING	A person who was born less than 110 years ago for whom there is no death date or other indication of death.
LIVE	LIVING_INDICATOR	A flag used to indicate that the ordinance indicated on this record was done by that person during his/her lifetime.
LOCA	LOCALITY	A specific geographic area.

<u>TAG</u>	<u>TAGNAME</u>	<u>DEFINITION</u>
LONG	LONGITUDE	Angular distance East or West measured from the prime meridian at Greenwich, England.
MALE	MALE	A boy or man.
MARD	MARRIED	Legal joining of a man and woman to become a family.
MARR	MARRIAGE	Legal joining of a man and a woman to become a family.
MARY	MARRIED_IN_YEAR	Answer to the question, in a census record, "Were you married during the census year?"
MICR	MICROFORM_NUMBER	The number assigned to a microform where the photographed image of the information can be found.
MINR	MINOR	A person under legal age, usually age 21 for males and age 18 for females
MISC	MISCELLANEOUS	A term used to describe information which does not fit in specific fields within given categories.
MONT	MONTH	A measure of time corresponding nearly to the moon's revolution.
MOTH	MOTHER	A female parent.
MTD	MONTH_TO_DATE	A count up to a particular day within a month.
NAME	NAME	A word or combination of words given to identify a specific person, item, or place.
NATU	NATURALIZATION	The act of obtaining citizenship.
NOTE	NOTE	Comments and/or additional information relative to a specific event or person.

---

<u>TAG</u>	<u>TAGNAME</u>	<u>DEFINITION</u>
NOTI	NOTIFICATION	A report created by the Family History Department to inform the patron of action taken on names submitted for temple work.
NULL	NULLIFY	A nullified ordinance is stated as one never having been in force by the First Presidency.
NUMB	NUMBER	Numeric digits used for identification.
OCCU	OCCUPATION	A persons type of work or profession.
OFFI	OFFICIATOR	The name of the person who acted as voice in performing an ordinance.
OLD	OLD	Previously assigned identifier defined by what it is subordinate to.
OPER	OPERATOR	A person who uses a system.
ORDI	ORDINANCE	A religious ceremony.
ORDL	ORDINATION_LDS	Receiving the Melchizedek Priesthood as part of the temple ordinances.
ORDN	ORDINATION	Receiving authority to act in religious matters.
ORG	ORGANIZATION	The designation for a group or society providing data to us through the Cooperative Indexing Program.
OTHE	OTHER	Something different or in addition to.
OUT	OUT_OF_SEQUENCE	An entry not recorded in its proper place or sequence in a file.
OVER	OVERRIDE	To set aside a prior record or decision.
PAGE	PAGE	The number used to identify the form used for the submission of genealogical data.

---

<u>TAG</u>	<u>TAGNAME</u>	<u>DEFINITION</u>
PARE	PARENT	Mother or father of a child.
PART	PART	Batch part number.
PATC	PATRONYMIC_FLAG	An indicator that the surname of this person was derived from a progenitor's given name.
PATR	PATRON	One who uses the Church facilities or services for genealogical purposes.
PED	PEDIGREE	Direct ancestors.
PEDC	PEDIGREE_CHART	A form that shows the direct lineage of a person; that is, the individual, his parents, grandparents, great-grandparents, etc., and may have the genealogical details of each.
PHON	PHONE_NUMBER	A unique set of numbers assigned to a given phone.
PLAC	PLACE	The location of an event.
POLY	POLYGAMOUS	Multiple sealings to a man or a time marriage to a man who had a living spouse already.
POST	POSTAL_CODE	A code used by a postal service to designate an area, a zip code is a postal code.
PREF	PREFIX	A name, title, or designation that precedes (what it is subordinate to).
PREV	PREVIOUS	Referring to that which occurred prior to the current.
PRIN	PRINCIPAL	The person for whom this record was created.
PRIO	PRIORITY	Preferential rating.

<u>TAG</u>	<u>TAGNAME</u>	<u>DEFINITION</u>
PROB	PROBATE	A judicial determination of the validity of a will.
PROP	PROPERTIES	Areas of ground belonging to a designated family or individual
PROX	PROXY	The name of the living individual who acts for and in behalf of someone who is dead.
QUAL	QUALIFIED	Limited or modified.
RACE	RACE	A family, tribe, people, or nation belonging to the same stock.
RECD	RECEIVED	An indicator that something was received.
RECO	RECORDER	The person responsible for the accuracy of the information provided as the official record.
RECR	RECORD	A collection of related data elements.
REFN	REFERENCE NUMBER	An identifying number.
REGD	REGISTRATION DISTRICT	A designated area for a specified purpose.
REGI	REGION	A geographical division.
REJE	REJECTION	Items of information which are not acceptable and are returned.
REL	RELATIONSHIP	A designation of kinship.
RELI	RELIGION	Religious denomination to which the record applies.
REMA	REMARKS	Additional information.
REPO	REPOSITORY	The name of a place where records are stored.

---

<u>TAG</u>	<u>TAGNAME</u>	<u>DEFINITION</u>
REQU	REQUEST	To ask as a favor or privilege.
RESI	RESIDENCE	Place where an individual or family actually lives or lived.
RFN	RECORD_FILE_NUMBER	A number assigned to a record which uniquely identifies it.
SCHO	SCHOOL_IN_YEAR	Question on census referring to this person having attended school during the census year.
SELF	SELF	An ordinance received by a living person for himself (self endowment as opposed to proxy endowment).
SEQU	SEQUENCE	The order of occurrence.
SERI	SERIAL_NUMBER	An alphanumeric identifier.
SEX	SEX_CODE	Male or female indicator.
SHEE	SHEET_NUMBER	A number assigned to patron-submitted forms.
SIBL	SIBLING	A brother or sister of an individual.
SLGP	SEALING_PARENT	Temple ordinance of linking a child to his parents through priesthood authority (includes BIC).
SLGS	SEALING_SPOUSE	Temple ordinance of linking a wife to a husband .
SON	SON	A male child, described by a relationship to parents.
SOUR	SOURCE	Initial or original material from which the data was obtained.
SPEI	SPECIFIC	A part of a citation that relates to a specific item used for documentation of a unique event within the general citation.



---

<u>TAG</u>	<u>TAGNAME</u>	<u>DEFINITION</u>
SPOU	SPOUSE	The person to whom an individual is married.
STAE	STATE	A geographical division.
STAL	STAKE_LDS	Stake identification number or name assigned by Church headquarters.
STAT	STATUS	Indicator of the current step of processing this record is in.
SUB	SUBORDINATE	A dependent part of a primary field, record, or batch.
SUBM	SUBMITTER	One who transfers genealogical data.
SUBN	SUBMISSION	A set of genealogical information transferred to the Family History Department.
SURN	SURNAME	The family name(s) of a person (last name).
SYMB	SYMBOL	A special character, when associated with source information and/or the name of an individual gives the meaning of the symbol as it is used in this record.
SYST	SYSTEM	An orderly arrangement or procedure.
TAPE	TAPE	A computer generated magnetic medium on which data is recorded.
TEMP	TEMPLE	The name or a code which represents the name of a temple of The Church of Jesus Christ of Latter-day Saints.
TEXT	TEXT	The wording as contained in the original source document.
TIME	TIME	A designation of the hour and possibly minutes that an event took place.

---

<u>TAG</u>	<u>TAGNAME</u>	<u>DEFINITION</u>
TIMP	TIME_PERIOD	Span of years designating when an event occurred.
TITL	TITLE	Another name or formal designation.
TOWC	TOWN/TOWNSHIP	Part of the description of where the family lived when the census was taken.
TOWN	TOWN	A governmental and/or geographical jurisdiction .
TRAN	TRANSMISSION	Information sent to another location via magnetic or electronic media.
TRLR	TRAILER	A record used to identify the end.
TWP	TOWNSHIP	A geographic area.
TYPE	TYPE	A set of attributes or characteristics used to associate people or things together.
UPDA	UPDATE	Used to show that additional information has been added.
VERI	VERIFY	To insure correctness.
VITA	VITALS	The items of information commonly known as vital statistics, such as birth, marriages, and deaths.
VOID	VOID	This record is void or invalid.
VOLU	VOLUME	A designation for the book within a set of books in which this information was found.
WARD	WARD	A geographical description of a smaller unit within a larger city.
WARL	WARD_LDS	The unit identification number or name assigned by Church headquarters.

---

<u>TAG</u>	<u>TAGNAME</u>	<u>DEFINITION</u>
WIDO	WIDOW	A flag indicating a person who was married and whose spouse has died (to be used for both widow and widower).
WIFE	WIFE	A woman who is married or a position on a Family Group Record form.
WILL	WILL	A legal document by which a person disposes of his estate to take effect after death.
WITN	WITNESS	The recorded name of a person who attested that he saw an event take place.
YEAR	YEAR	A cycle in the Gregorian calendar of 365 or 366 days divided into 12 months beginning with January and ending with December described by a 4 character number.
YOUN	YOUNGEST_CHILD INDIVIDUAL RECORD_POINTER	The record file number of the youngest child in the family.
YTD	YEAR_TO_DATE	A count up to a particular month within a year.
\$ADD		GEDCOM command to add data to a file.
\$DELETE		GEDCOM command to delete data from a file.
\$EOD		GEDCOM command signifying the end of data.
\$QUERY		GEDCOM command specifying a request for data.
\$UPDATE		GEDCOM command indicating an alteration of an existing record

## Appendix A

## Sample GEDCOM records in Source Record Format

The indented list format is used only for readability and is not a part of a regular GEDCOM transmission. Long tags have been used to aid in readability also, four character short tags could have been used.

1850 US Census record:

0 SOURCE 1850 US CENSUS

1 STATE MAINE

2 COUNTY KENNEBEC

3 TOWN GREEN

4 DATE 17 August 1850

4 Enumerator Elijah Barrell

3 PAGE 702

4 DWELLING 233

5 FAMILY 246

6 INDIVIDUAL

7 NAME Hannibal Farwell

7 AGE 54

7 SEX M

7 OCCUPATION Farmer

7 VALUE 1000

7 BIRTH

8 PLACE N H

6 INDIVIDUAL

7 NAME Ellice Farwell

7 AGE 52

7 SEX F

7 BIRTH

8 PLACE Me

6 INDIVIDUAL

7 NAME Lucy R. Farwell

7 AGE 20

7 SEX F

7 BIRTH

8 PLACE Me

6 INDIVIDUAL

7 NAME John M. Farwell

7 AGE 16

7 SEX M

7 BIRTH

8 PLACE Me

7 SCHOOL\_IN\_YEAR /

6 INDIVIDUAL

7 NAME Levi C. Farwell

7 AGE 13

7 SEX F

7 BIRTH

8 PLACE Me

7 SCHOOL\_IN\_YEAR /

6 INDIVIDUAL

7 NAME Angeline Farwell

7 AGE 9  
7 SEX F  
7 BIRTH  
8 PLACE Me  
7 SCHOOL\_IN\_YEAR /  
6 INDIVIDUAL  
7 NAME Josephine E Farwell  
7 AGE 7  
7 SEX F  
7 BIRTH  
8 PLACE Me  
7 SCHOOL\_IN\_YEAR /

## Birth Certificate:

0 SOURCE Birth Record from the State of Wisconsin

1 INDIVIDUAL

2 NAME Clyde Redmond Nichols

2 COLOR White

2 SEX Male

2 SIBL

3 NAME Vera M

3 NAME Leta C

3 NAME Avis W

3 NAME Zella M

3 NAME Norma M

2 FATHER Harrison H. Nichols

3 OCCUPATION Laborer

3 BIRTH

4 PLACE Starks, M

2 MOTHER Mabel L. Farwell

3 BIRTH

4 PLACE Greene, M

2 BIRTH

3 TIME 1:17 AM

3 DATE 28 JUL 1902

3 PLACE Phillips, Price, Wisconsin

3 OFFICIATOR W. P. Sperry MD.

4 RESIDENCE Phillips, Wis.

1 DATE 3 Nov 1902

1 RECORDER S S Leith

1 NOTE Item 1 (name) added from supplier letter of self 3-11-48

1 ADDITIONAL Certificate of true copy issued from State Bureau of Vital Statistics on 12 Mar 1942 by Francis E. Kester

## Family Group Record:

0 SOURCE Family Group Record

1 SUBMISSION 70150

2 FREP Clyde Redmond Nichols Sr.

3 RELA ggson

2 SUBMITTER Clyde R. Nichols Sr.

3 ADDRESS 125 Ponce de Leon

4 CONT Spartanburg, So. Carolina

2 SHEET 04A

3 FAMILY

4 HUSBAND Hannibal FARWELL

5 BIRTH

6 DATE 31 Oct 1795

6 PLACE Vassalborough, Kennebec, Maine

5 DEATH

6 DATE 9 OCT 1882

6 PLACE Danvers, Essex, Mass.

5 BURIAL

6 PLACE Greene, Androscoggin, Maine

5 FATHER Jeremiah or Isaac FARWELL

5 MOTHER Ruth or Lydia

5 MARRIED

6 DATE 31 Jan 1818

6 PLACE Leeds, Androscoggin, Maine

7 NOTE Int. filed in Vassalboro, Ma.

5 BAPL 21 Nov 1955

5 ENDL 21 Aug 1956

4 WIFE Alice CASWELL

5 BIRTH

6 DATE 27 Apr 1798

6 PLACE Leeds, Androscoggin, Maine

5 DEATH

6 DATE 1880

6 PLACE Danvers, Mass.

5 BURIAL

6 PLACE Green, Androscoggin, Maine

5 FATHER Levi Caswell

5 MOTHER Alice Clarke

5 BAPL 21 Nov 1955

5 ENDL 21 Mar 1957

5 SLGS 18 Sep 1957

6 TEMPLE SG

4 CHILD 1

5 NAME Mary E. Farwell

5 SEX F

5 BIRTH

6 DATE 1 Jan 1819

6 PLACE Greene, Androscoggin, Me.

5 SPOUSE Harford HURD

5 BAPL 21 Nov 1955

5 ENDL 21 Mar 1957

5 SLGP 25 SEP 1957

6 TEMPLE SG  
4 CHILD 2  
5 NAME Juliette Farwell  
5 SEX F  
5 BIRTH  
6 DATE 27 Jul 1823  
6 PLACE Greene, Androscoggin, Me.  
5 SPOUSE Benjamin JOY  
5 BAPL 21 Nov 1955  
5 ENDL 20 Mar 1957  
5 SLGP 25 SEP 1957  
6 TEMPLE SG  
4 CHILD 3  
5 NAME Alanson Farwell  
5 SEX M  
5 BIRTH  
6 DATE 29 Mar 1825  
6 PLACE Greene, Androscoggin, Me.  
5 SPOUSE Aby STINTCHFIELD  
5 BAPL 21 Nov 1955  
5 ENDL 28 Jun 1956  
5 SLGP 25 SEP 1957  
6 TEMPLE SG  
4 CHILD 4  
5 NAME Chandler Farwell  
5 SEX M  
5 BIRTH  
6 DATE 11 Apr 1827  
6 PLACE Greene, Androscoggin, Me.  
5 SPOUSE Elmira JOY  
5 BAPL 21 Nov 1955  
5 ENDL 17 Apr 1956  
5 SLGP 25 SEP 1957  
6 TEMPLE SG  
4 CHILD 5  
5 NAME Lucy R. Farwell (twin)  
5 SEX F  
5 BIRTH  
6 DATE 22 Oct 1829  
6 PLACE Greene, Androscoggin, Me.  
5 SPOUSE Goodwin CASWELL  
5 BAPL 21 Nov 1955  
5 ENDL 20 Mar 1957  
5 SLGP 25 SEP 1957  
6 TEMPLE SG  
4 CHILD 6  
5 NAME Frances Jane Farwell  
5 SEX F  
5 BIRTH  
6 DATE 20 Nov 1831  
6 PLACE Greene, Androscoggin, Me.  
5 DEATH  
6 AGE 18



5 BAPL 21 Nov 1955  
5 ENDL 3 Apr 1956  
5 SLGP 25 SEP 1957  
6 TEMPLE SG

4 CHILD 7 X  
5 NAME John Milton Farwell  
5 SEX M  
5 BIRTH  
6 DATE 22 SEP 1833  
6 PLACE Greene, Androscoggin, Me.  
5 DEATH  
6 DATE 17 Jul 1866  
5 MARRIAGE  
6 DATE 3 Jul 1859  
6 SPOUSE Eliza Kent STEVENS  
5 BAPL 14 Sep 1953  
5 ENDL 20 Nov 1953  
5 SLGP 25 SEP 1957  
6 TEMPLE SG

4 CHILD 8  
5 NAME Levi C. Farwell  
5 SEX M  
5 BIRTH  
6 DATE 18 Jul 1837  
6 PLACE Greene, Androscoggin, Me.  
5 MARRIAGE  
6 DATE 13 Jun 1859  
6 SPOUSE Eliza G. ALLEN  
5 BAPL 21 Nov 1955  
5 ENDL 15 May 1956  
5 SLGP 25 SEP 1957  
6 TEMPLE SG

4 CHILD 9  
5 NAME Angeline Farwell  
5 SEX F  
5 BIRTH  
6 DATE 3 Jul 1840  
6 PLACE Greene, Androscoggin, Me.  
5 SPOUSE Edward LARIBY  
5 BAPL 21 Nov 1955  
5 ENDL 3 Apr 1956  
5 SLGP 25 SEP 1957  
6 TEMPLE SG

4 CHILD 10  
5 NAME Josephine Farwell  
5 SEX F  
5 BIRTH  
6 DATE 23 Oct 1842  
6 PLACE Greene, Androscoggin, Me.  
5 BAPL 21 Nov 1955  
5 ENDL 4 Apr 1956  
5 SLGP 25 SEP 1957

6 TEMPLE SG

4 CHILD 11

5 NAME Son Farwell (twin)

5 SEX M

5 BIRTH

6 DATE 22 Oct 1829

6 PLACE Greene, Androscoggin, Me.

5 DEATH Infant

5 BAPL Child

5 ENDL Child

5 SLGP 4 Dec 1969

6 TEMPLE SG

4 SOURCE Family records

5 CONT F. Me V 2 p 201

5 CONT F Me. L 3 F Me 11 pt.42 p 42

5 CONT 1850, 1860, 1870 Census;

5 CONT Tombstones & death certs

5 CONT for both parents; handwritten record of family

5 CONT marriages from handwritten record of wife of  
+ child #7; 1850 census shows her living in home

+ with husband and his parents